

Raiffeisen-Nachhaltigkeit-ÖsterreichPlus-Aktien (RZ) (T) / AT0000A1TMH8 / 0A1TMH / Raiffeisen KAG

Last 12/12/2025 ¹	Region	Branch	Type of yield	Type
157.21 EUR	Europe	Mixed Sectors	reinvestment	Equity Fund

■ Raiffeisen-Nachhaltigkeit-ÖsterreichPlus-Aktien (RZ) (T)
■ Benchmark: IX Aktien Europa EUR



Risk key figures

SRI 1 2 3 4 5 6 7

Mountain-View Funds Rating² EDA³

▲ ▲ ▲ ▲ ▲ ▲ 91

Yearly Performance

2024	+3.70%
2023	+11.50%
2022	-21.86%
2021	+28.80%
2020	-10.14%

Master data		Conditions		Other figures	
Fund type	Single fund	Issue surcharge	4.00%	Minimum investment	UNT 0
Category	Equity	Planned administr. fee	0.00%	Savings plan	-
Sub category	Mixed Sectors	Deposit fees	0.00%	UCITS / OGAW	Yes
Fund domicile	Austria	Redemption charge	0.00%	Performance fee	0.00%
Tranch volume	(12/12/2025) EUR 22.48 mill.	Ongoing charges	-	Redeployment fee	0.00%
Total volume	(12/12/2025) EUR 173.02 mill.	Dividends		Investment company	
Launch date	3/1/2017	02.12.2024	0.39 EUR	Raiffeisen KAG Mooslackengasse 12, 1190, Wien Austria https://www.rcm.at	
KESr report funds	Yes	01.12.2023	0.06 EUR		
Business year start	01.10.	01.12.2022	0.98 EUR		
Sustainability type	Ethics/ecology	01.12.2021	0.90 EUR		
Fund manager	TEAM	02.12.2019	0.23 EUR		

Performance	1M	6M	YTD	1Y	2Y	3Y	5Y	Since start
Performance	+4.15%	+7.56%	+26.52%	+25.14%	+34.32%	+41.94%	+55.36%	+65.62%
Performance p.a.	-	-	-	+25.14%	+15.87%	+12.37%	+9.22%	+5.91%
Sharpe ratio	5.03	1.16	1.69	1.53	1.07	0.78	0.48	0.23
Volatility	12.29%	11.73%	15.39%	15.10%	12.93%	13.17%	14.99%	16.98%
Worst month	-	-1.27%	-1.27%	-1.27%	-3.53%	-4.20%	-9.83%	-27.47%
Best month	-	2.76%	5.92%	5.92%	5.92%	9.09%	9.40%	24.26%
Maximum loss	-4.20%	-5.05%	-15.36%	-15.36%	-15.36%	-15.36%	-31.36%	-

Distribution permission

Austria, Germany

¹ Important note on update status: The displayed date refers exclusively to the calculation of the NAV.

² The Mountain-View Data Fund Rating calculates a comparative ranking for funds using yield, volatility and trend data. For more information visit [MVD Funds Rating](#)

³ Displays the Ethical-Dynamical Ratio calculated according to standard criteria. The maximum value is 100. For more information visit [EDA](#)

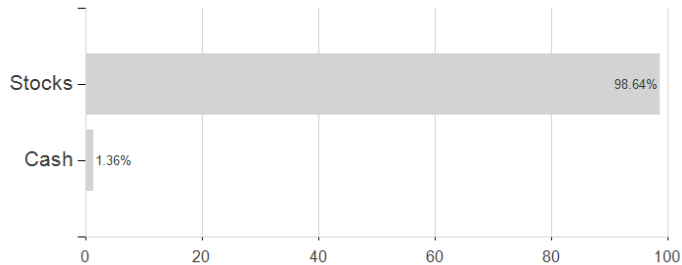
Raiffeisen-Nachhaltigkeit-ÖsterreichPlus-Aktien (RZ) (T) / AT0000A1TMH8 / 0A1TMH / Raiffeisen KAG

Investment goal

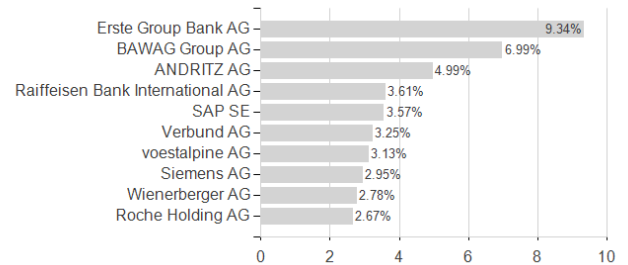
Investment is focused on companies included in the ATX index. The selection of stocks takes place on the basis of in-depth corporate analysis. There is no currency risk, but investors do have to expect higher fluctuations in asset prices.

Assessment Structure

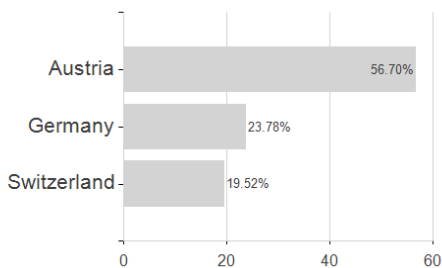
Assets



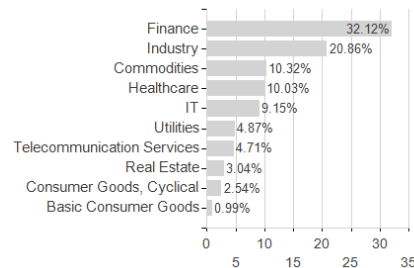
Largest positions



Countries



Branches



Currencies

