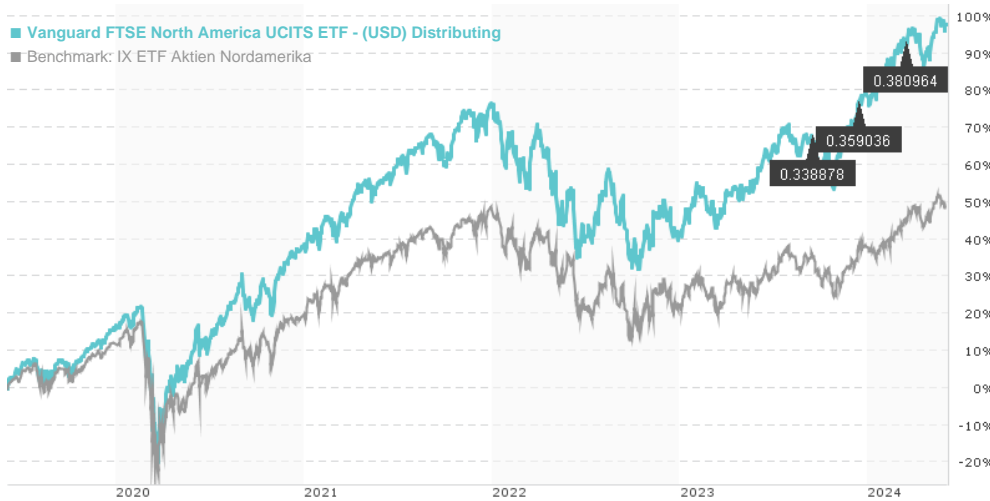


Vanguard FTSE North America UCITS ETF - (USD) Distributing / IE00BKX55R35 / A12CXY / Vanguard Group (IE)

| Last 06/03/2024 ¹ | Region | Branch | Type of yield | Type |
|------------------------------|---------------|------------|-----------------|----------------------|
| 128.06 USD | North America | ETF Stocks | paying dividend | Alternative Investm. |



Risk key figures

SRI 1 2 3 4 5 6 7

Mountain-View Funds Rating² EDA³

66

Yearly Performance

| | |
|------|---------|
| 2023 | +26.19% |
| 2022 | -19.26% |
| 2021 | +26.58% |
| 2020 | +19.71% |
| 2019 | +31.02% |

| Master data | | Conditions | | Other figures | |
|---------------------|---------------------------------|------------------------|----------|--|-------|
| Fund type | Single fund | Issue surcharge | 0.00% | Minimum investment | UNT 1 |
| Category | Equity | Planned administr. fee | 0.00% | Savings plan | - |
| Sub category | ETF Stocks | Deposit fees | 0.00% | UCITS / OGAW | Yes |
| Fund domicile | Ireland | Redemption charge | 0.00% | Performance fee | 0.00% |
| Tranch volume | (06/03/2024) USD 2,359.59 mill. | Ongoing charges | - | Redeployment fee | 0.00% |
| Total volume | (06/03/2024) USD 3,549.20 mill. | Dividends | | Investment company | |
| Launch date | 9/30/2014 | 14.03.2024 | 0.38 USD | Vanguard Group (IE) 30 Herbert Street, D02 W329, Dublin 2 Ireland https://www.vanguard.co.uk | |
| KESt report funds | Yes | 14.12.2023 | 0.36 USD | | |
| Business year start | 01.07. | 14.09.2023 | 0.34 USD | | |
| Sustainability type | - | 15.06.2023 | 0.35 USD | | |
| | | 16.03.2023 | 0.37 USD | | |

| Fund manager Performance | 1M | 6M | YTD | 1Y | 2Y | 3Y | 5Y | Since start |
|--------------------------|--------|---------|---------|---------|---------|---------|----------|-------------|
| Performance | +2.88% | +15.62% | +10.56% | +24.65% | +30.73% | +27.50% | +102.25% | +196.14% |
| Performance p.a. | - | - | - | +24.73% | +14.32% | +8.43% | +15.11% | +11.87% |
| Sharpe ratio | 4.07 | 2.81 | 2.12 | 1.84 | 0.63 | 0.27 | 0.54 | 0.46 |
| Volatility | 8.84% | 10.76% | 10.97% | 11.45% | 16.66% | 17.10% | 20.88% | 17.60% |
| Worst month | - | -4.10% | -4.10% | -4.60% | -9.24% | -9.24% | -13.08% | -13.08% |
| Best month | - | 5.12% | 5.12% | 9.40% | 9.40% | 9.40% | 12.98% | 12.98% |
| Maximum loss | -1.70% | -5.34% | -5.34% | -10.13% | -16.87% | -25.24% | -34.45% | - |

Distribution permission

Austria, Germany, Switzerland

¹ Important note on update status: The displayed date refers exclusively to the calculation of the NAV.

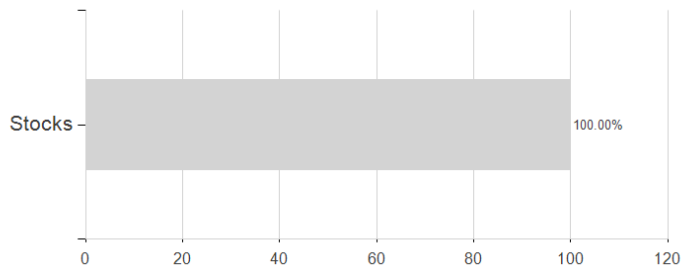
² The Mountain-View Data Fund Rating calculates a comparative ranking for funds using yield, volatility and trend data. For more information visit [MVD Funds Rating](#)

³ Displays the Ethical-Dynamical Ratio calculated according to standard criteria. The maximum value is 100. For more information visit [EDA](#)

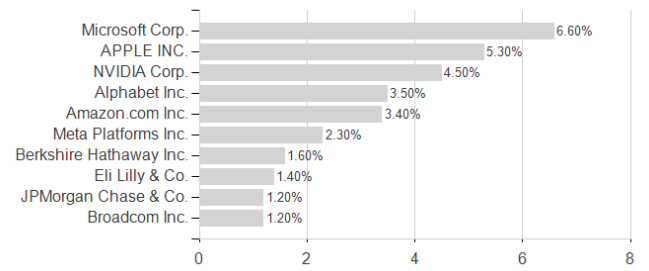
Vanguard FTSE North America UCITS ETF - (USD) Distributing / IE00BKX55R35 / A12CXY / Vanguard Group (IE)

Assessment Structure

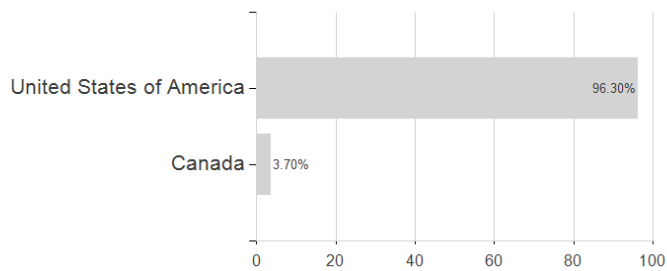
Assets



Largest positions



Countries



Branches

