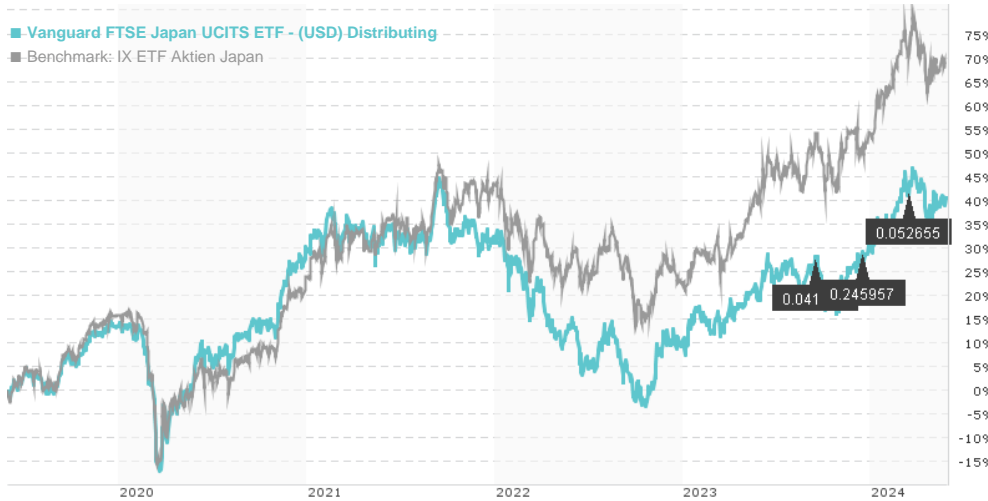


## Vanguard FTSE Japan UCITS ETF - (USD) Distributing / IE00B95PGT31 / A1T8FU / Vanguard Group (IE)

Last 05/28/2024 <sup>1</sup>	Country	Branch	Type of yield	Type
36.22 USD	Japan	ETF Stocks	paying dividend	Alternative Investm.



### Risk key figures

SRI 1 2 3 4 5 6 7

Mountain-View Funds Rating<sup>2</sup> EDA<sup>3</sup>

76

### Yearly Performance

2023	+19.49%
2022	-15.89%
2021	+1.07%
2020	+14.05%
2019	+18.83%

Master data		Conditions		Other figures	
Fund type	Single fund	Issue surcharge	0.00%	Minimum investment	UNT 1
Category	Equity	Planned administr. fee	0.00%	Savings plan	-
Sub category	ETF Stocks	Deposit fees	0.00%	UCITS / OGAW	Yes
Fund domicile	Ireland	Redemption charge	0.00%	Performance fee	0.00%
Tranch volume	(05/28/2024) USD 2,419.92 mill.	Ongoing charges	-	Redeployment fee	0.00%
Total volume	(05/28/2024) USD 3,292.42 mill.	<b>Dividends</b>		<b>Investment company</b>	
Launch date	5/21/2013	14.03.2024	0.05 USD	Vanguard Group (IE)	
KESt report funds	Yes	14.12.2023	0.25 USD	30 Herbert Street, D02 W329, Dublin 2	
Business year start	01.07.	14.09.2023	0.04 USD	Ireland	
Sustainability type	-	15.06.2023	0.30 USD	https://www.vanguard.co.uk	
		16.03.2023	0.05 USD		

Fund manager Performance	1M	6M	YTD	1Y	2Y	3Y	5Y	Since start
Performance	+3.04%	+11.20%	+6.57%	+16.93%	+21.72%	+5.59%	+39.48%	+73.49%
Performance p.a.	-	-	-	+16.93%	+10.34%	+1.83%	+6.87%	+5.12%
Sharpe ratio	2.84	1.32	0.85	0.86	0.38	-0.11	0.18	0.07
Volatility	14.81%	15.21%	15.67%	15.37%	17.07%	17.17%	17.55%	17.71%
Worst month	-	-4.18%	-4.18%	-4.47%	-9.92%	-9.92%	-9.92%	-9.92%
Best month	-	8.16%	4.35%	8.16%	9.56%	9.56%	12.13%	12.13%
Maximum loss	-2.59%	-8.01%	-8.01%	-9.69%	-16.25%	-33.22%	-33.22%	-

### Distribution permission

Austria, Germany, Switzerland

<sup>1</sup> Important note on update status: The displayed date refers exclusively to the calculation of the NAV.

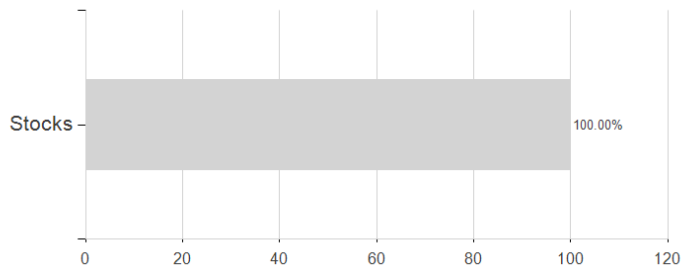
<sup>2</sup> The Mountain-View Data Fund Rating calculates a comparative ranking for funds using yield, volatility and trend data. For more information visit [MVD Funds Rating](#)

<sup>3</sup> Displays the Ethical-Dynamical Ratio calculated according to standard criteria. The maximum value is 100. For more information visit [EDA](#)

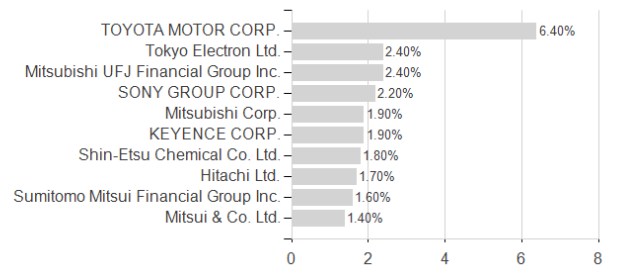
## Vanguard FTSE Japan UCITS ETF - (USD) Distributing / IE00B95PGT31 / A1T8FU / Vanguard Group (IE)

### Assessment Structure

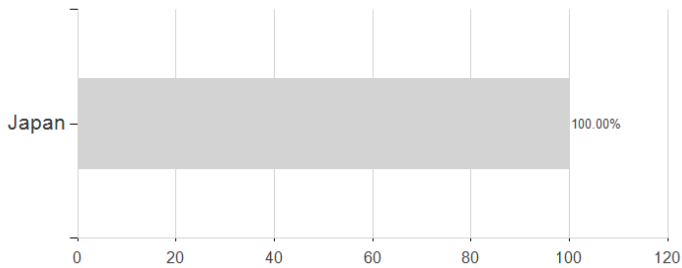
#### Assets



#### Largest positions



#### Countries



#### Branches

