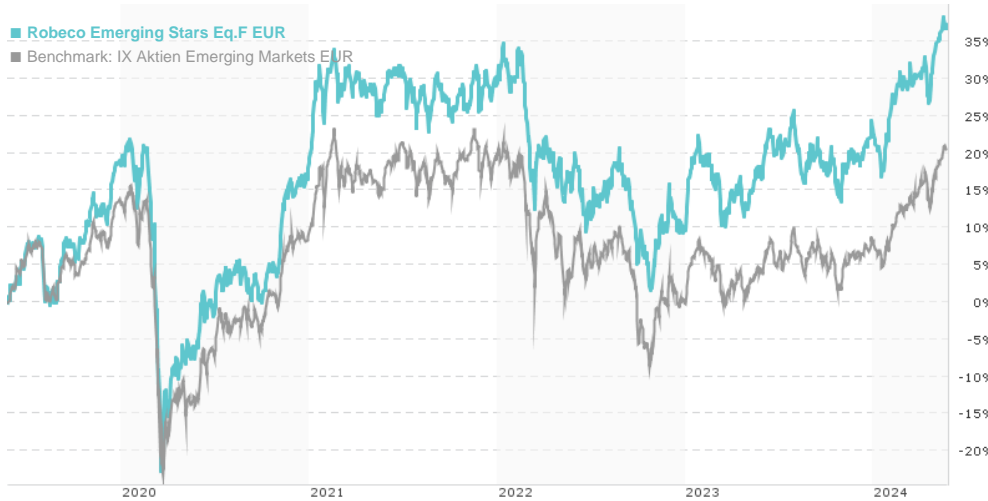


Robeco Emerging Stars Eq.F EUR / LU0792910050 / A1161P / Robeco Inst. AM

Last 05/22/2024 ¹	Region	Branch	Type of yield	Type
205.97 EUR	Emerging Markets	Mixed Sectors	reinvestment	Equity Fund

■ Robeco Emerging Stars Eq.F EUR
■ Benchmark: IX Aktien Emerging Markets EUR



Risk key figures

SRI 1 2 3 4 5 6 7

Mountain-View Funds Rating²

▲ ▲ ▲ ▲ ▲ ▲

EDA³

82

Yearly Performance

2023	+13.26%
2022	-15.16%
2021	+8.49%
2020	+0.82%
2019	+29.28%

Master data		Conditions		Other figures	
Fund type	Single fund	Issue surcharge	0.00%	Minimum investment	UNT 1
Category	Equity	Planned administr. fee	0.00%	Savings plan	-
Sub category	Mixed Sectors	Deposit fees	0.00%	UCITS / OGAW	Yes
Fund domicile	Luxembourg	Redemption charge	0.00%	Performance fee	15.00%
Tranch volume	-	Ongoing charges	-	Redeployment fee	0.00%
Total volume	(05/22/2024) EUR 1,996.17 mill.	Dividends		Investment company	
Launch date	7/4/2012	Robeco Inst. AM			
KESr report funds	No	Weena 850, 3014, Rotterdam			
Business year start	01.01.	Netherlands			
Sustainability type	-	https://www.robeco.com			
Fund manager	Jaap van der Hart, Karnail Sangha				

Performance	1M	6M	YTD	1Y	2Y	3Y	5Y	Since start
Performance	+5.88%	+13.66%	+9.94%	+15.64%	+17.77%	+7.38%	+36.04%	+105.97%
Performance p.a.	-	-	-	+15.60%	+8.52%	+2.40%	+6.34%	+6.27%
Sharpe ratio	11.91	2.34	2.07	0.99	0.35	-0.10	0.15	0.15
Volatility	8.11%	10.93%	11.57%	11.89%	13.55%	13.81%	16.35%	15.96%
Worst month	-	-1.75%	-1.75%	-5.42%	-10.06%	-10.06%	-19.99%	-19.99%
Best month	-	5.64%	5.64%	5.64%	11.86%	11.86%	11.86%	11.86%
Maximum loss	-1.04%	-6.12%	-4.68%	-9.67%	-15.80%	-24.57%	-36.66%	-

Distribution permission

Austria, Germany, Switzerland

¹ Important note on update status: The displayed date refers exclusively to the calculation of the NAV.

² The Mountain-View Data Fund Rating calculates a comparative ranking for funds using yield, volatility and trend data. For more information visit [MVD Funds Rating](#)

DISCLAIMER: The information on this page are for informational purposes only and should neither an offer to sell nor a solicitation for the purchase of the security or recommendation in favor of the security to be understood. baha GmbH assumes no liability despite thorough searches for the accuracy of the data.

Funds data from: www.mountain-view.com. Fact Sheet created by: www.baha.com

Created: 05/24/2024

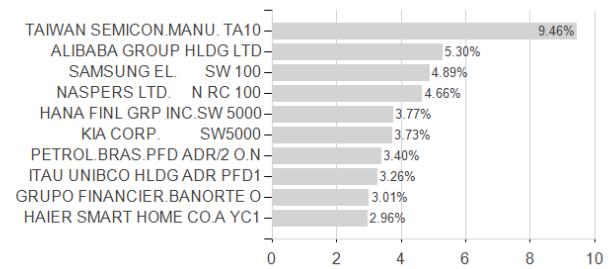
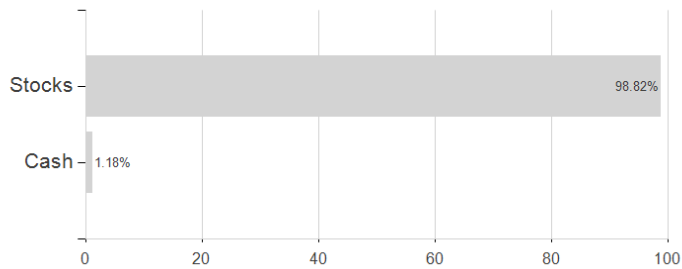
Robeco Emerging Stars Eq.F EUR / LU0792910050 / A1161P / Robeco Inst. AM

3 Displays the Ethical-Dynamical Ratio calculated according to standard criteria. The maximum value is 100. For more information visit [EDA](#)

Assessment Structure

Assets

Largest positions



Countries

Branches

Currencies

