

## AXA WF-ACT EM Sh.Dur.Bds.L.C E Dis EUR H / LU0964942204 / A1W4N3 / AXA Fds. Management

Last 05/22/2024 <sup>1</sup>	Region	Branch	Type of yield	Type
66.82 EUR	Emerging Markets	Bonds: Mixed	paying dividend	Fixed-Income Fund



## Risk key figures

SRI 1 2 3 4 5 6 7

Mountain-View Funds Rating<sup>2</sup> EDA<sup>3</sup>

80

## Yearly Performance

2023	+2.84%
2022	-15.15%
2021	-3.80%
2020	+1.52%
2019	+5.27%

Master data		Conditions		Other figures	
Fund type	Single fund	Issue surcharge	0.00%	Minimum investment	UNT 0
Category	Bonds	Planned administr. fee	0.00%	Savings plan	-
Sub category	Bonds: Mixed	Deposit fees	0.00%	UCITS / OGAW	Yes
Fund domicile	Luxembourg	Redemption charge	0.00%	Performance fee	0.00%
Tranch volume	-	Ongoing charges	-	Redeployment fee	0.00%
Total volume	(05/22/2024) USD 304.41 mill.	Dividends		Investment company	
Launch date	9/19/2013	28.03.2024	0.60 EUR	AXA Fds. Management 49, Avenue J.F. Kennedy, 1855, Luxembourg Luxembourg www.axa-im.com	
KESr report funds	No	29.12.2023	0.51 EUR		
Business year start	01.01.	29.09.2023	0.64 EUR		
Sustainability type	Climate	30.06.2023	0.39 EUR		
Fund manager	Magda Branet, Mikhail Volodchenko	31.03.2023	0.62 EUR		

Performance	1M	6M	YTD	1Y	2Y	3Y	5Y	Since start
Performance	+0.53%	+3.90%	+1.68%	+5.16%	+1.01%	-14.23%	-11.69%	-17.32%
Performance p.a.	-	-	-	+5.15%	+0.50%	-5.00%	-2.45%	-1.77%
Sharpe ratio	1.06	1.54	0.20	0.51	-0.99	-2.39	-1.53	-1.60
Volatility	2.63%	2.72%	2.85%	2.61%	3.34%	3.69%	4.11%	3.49%
Worst month	-	-0.90%	-0.90%	-0.90%	-4.09%	-5.38%	-12.87%	-12.87%
Best month	-	2.02%	1.64%	2.02%	3.66%	3.66%	3.88%	3.88%
Maximum loss	-0.59%	-1.03%	-1.03%	-2.23%	-8.21%	-21.77%	-22.03%	-

## Distribution permission

Austria, Germany, Switzerland, Luxembourg

<sup>1</sup> Important note on update status: The displayed date refers exclusively to the calculation of the NAV.<sup>2</sup> The Mountain-View Data Fund Rating calculates a comparative ranking for funds using yield, volatility and trend data. For more information visit [MVD Funds Rating](#)<sup>3</sup> Displays the Ethical-Dynamical Ratio calculated according to standard criteria. The maximum value is 100. For more information visit [EDA](#)

## AXA WF-ACT EM Sh.Dur.Bds.L.C E Dis EUR H / LU0964942204 / A1W4N3 / AXA Fds. Management

### Investment strategy

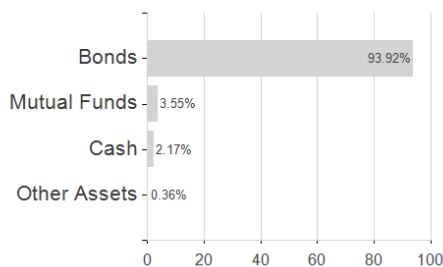
The Sub-Fund is actively managed in order to capture opportunities in emerging short duration bonds market, primarily investing in securities that are part of the Benchmark universe. The investment manager has broad discretion over the composition of the portfolio and can take exposure to companies, countries or sectors not included in the Benchmark, even though the Benchmark constituents are generally representative of the Sub-Fund's portfolio. The deviation from the Benchmark is likely to be significant.

### Investment goal

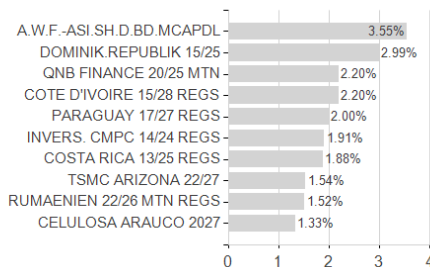
To seek performance, in USD, by investing mainly in short duration debt securities issued in the emerging debt universe over a medium term period, whose carbon footprint is at least 30% lower than that of the index composed of 75% J. P. Morgan Corporate Emerging Market Bond Index Broad Diversified + 25% J. P. Morgan Emerging Market Bond Index Global Diversified (Benchmark). As a secondary 'extra-financial objective', the water intensity of the portfolio aims at being at least 30% lower than the Benchmark.

### Assessment Structure

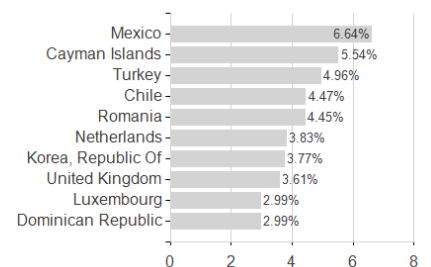
#### Assets



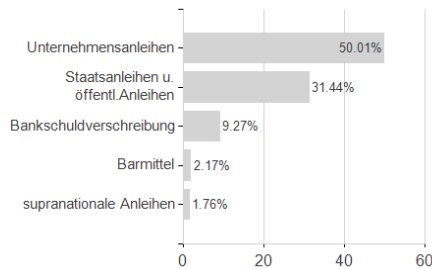
#### Largest positions



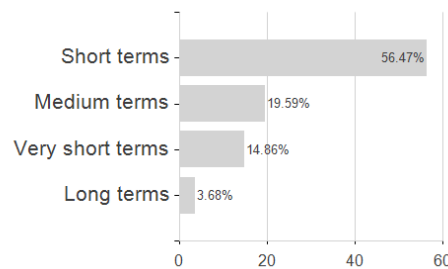
#### Countries



#### Issuer



#### Duration



#### Currencies

