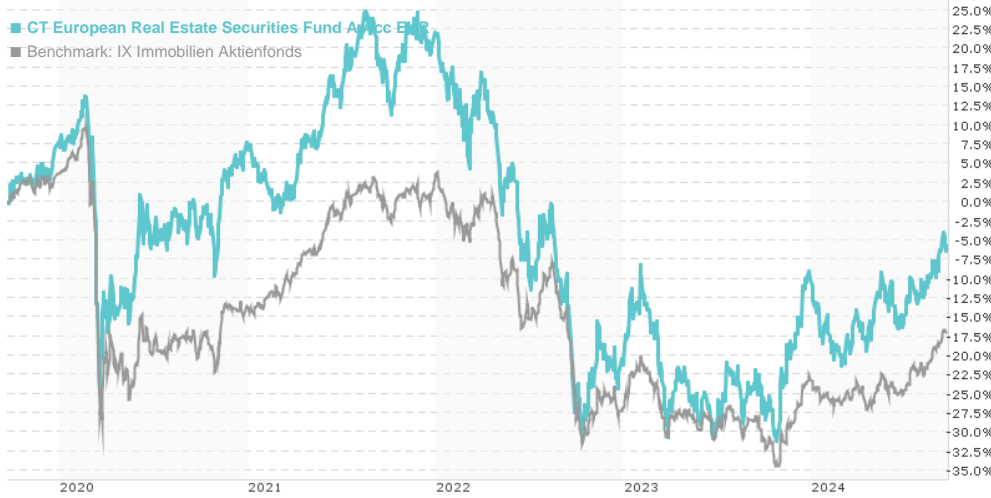


CT European Real Estate Securities Fund A Acc EUR / IE00B5N9RL80 / A1CUQ9 / KBA Consulting M.

Last 09/19/2024 <sup>1</sup>	Region	Branch	Type of yield	Type
25.25 EUR	Europe	Real Estate Fund/Equity	reinvestment	Real Estate Investment Fund



Risk key figures

SRI	1	2	3	4	5	6	7
-----	---	---	---	---	---	---	---

Mountain-View Funds Rating <sup>2</sup>	EDA <sup>3</sup>
▲▲▲▲▲	-

Yearly Performance

2023	+14.18%
2022	-35.50%
2021	+14.39%
2020	-0.35%
2019	+23.05%

Master data		Conditions		Other figures	
Fund type	Single fund	Issue surcharge	5.00%	Minimum investment	GBP 10,000.00
Category	Real Estate	Planned administr. fee	0.00%	Savings plan	-
Sub category	Real Estate Fund/Equity	Deposit fees	0.07%	UCITS / OGAW	Yes
Fund domicile	Ireland	Redemption charge	0.00%	Performance fee	15.00%
Tranch volume	(09/19/2024) GBP 1.47 mill.	Ongoing charges	-	Redeployment fee	0.00%
Total volume	(09/19/2024) GBP 18.63 mill.	Dividends		Investment company	
Launch date	4/8/2010			KBA Consulting M.	
KESt report funds	Yes			116 Park Street, W1K 6AP, London	
Business year start	01.04.			United Kingdom	
Sustainability type	-			<a href="https://www.efgam.com">https://www.efgam.com</a>	
Fund manager	Alban Lhonneur, Marcus Phayre-Mudge				

Performance	1M	6M	YTD	1Y	2Y	3Y	5Y	Since start
Performance	+4.21%	+16.41%	+4.90%	+24.81%	+15.19%	-18.39%	-5.11%	+152.50%
Performance p.a.	-	-	-	+24.74%	+7.33%	-6.55%	-1.04%	+6.62%
Sharpe ratio	3.79	1.80	0.19	1.01	0.16	-0.43	-0.20	0.17
Volatility	15.58%	17.63%	17.93%	21.09%	24.42%	23.53%	22.40%	18.35%
Worst month	-	-3.48%	-7.92%	-7.92%	-15.58%	-15.58%	-15.58%	-15.58%
Best month	-	9.46%	10.92%	13.20%	13.20%	13.20%	13.20%	13.20%
Maximum loss	-2.60%	-8.10%	-11.75%	-13.63%	-25.06%	-44.82%	-44.85%	-

Distribution permission

Austria, Germany, Switzerland, Czech Republic

<sup>1</sup> Important note on update status: The displayed date refers exclusively to the calculation of the NAV.

<sup>2</sup> The Mountain-View Data Fund Rating calculates a comparative ranking for funds using yield, volatility and trend data. For more information visit [MVD Funds Rating](#)

DISCLAIMER: The information on this page are for informational purposes only and should neither an offer to sell nor a solicitation for the purchase of the security or recommendation in favor of the security to be understood. baha GmbH assumes no liability despite thorough searches for the accuracy of the data.

Funds data from: [www.mountain-view.com](http://www.mountain-view.com). Fact Sheet created by: [www.baha.com](http://www.baha.com)

**CT European Real Estate Securities Fund A Acc EUR / IE00B5N9RL80 / A1CUQ9 / KBA Consulting M.**

**Investment strategy**

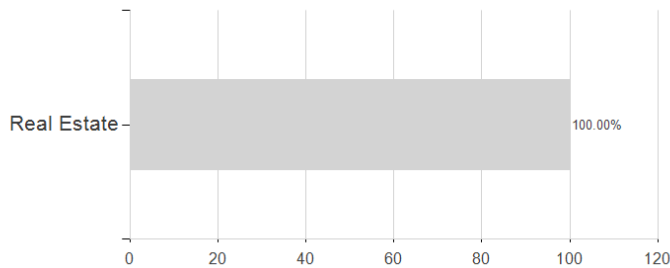
The Fund mainly invests in equities of European listed property companies and companies related to or with significant exposure to European real estate. The Fund can also invest in real estate companies operating outside Europe. The Fund may also invest in other investments such as corporate bonds (which are similar to a loan and pay a fixed or variable interest rate) and derivatives (Derivatives are sophisticated investment instruments linked to the rise and fall of the value of other assets) to maintain, increase or reduce exposure to securities or indices for investment or hedging. Derivatives can also be used to obtain long or short exposure to specific companies. Overall exposure may be in excess of the net asset value of the Fund or derivatives can be used to reduce it below the Fund's net asset value, known as leverage. The Fund may generate varying amounts of leverage at different times.

**Investment goal**

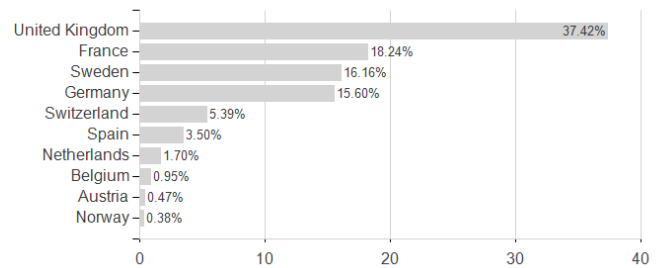
The Fund aims to generate a total return greater than the FTSE EPRA Nareit Developed Europe UCITS Capped Net Tax Index and maintain a volatility similar to that of the Index.

**Assessment Structure**

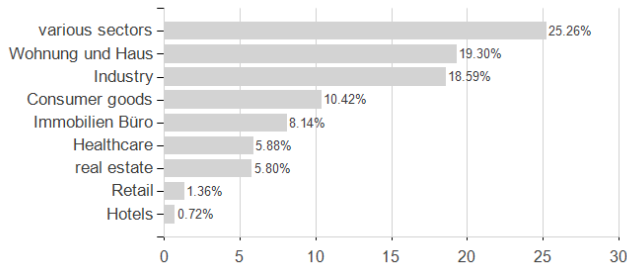
**Assets**



**Countries**



**Branches**



**Largest positions**

