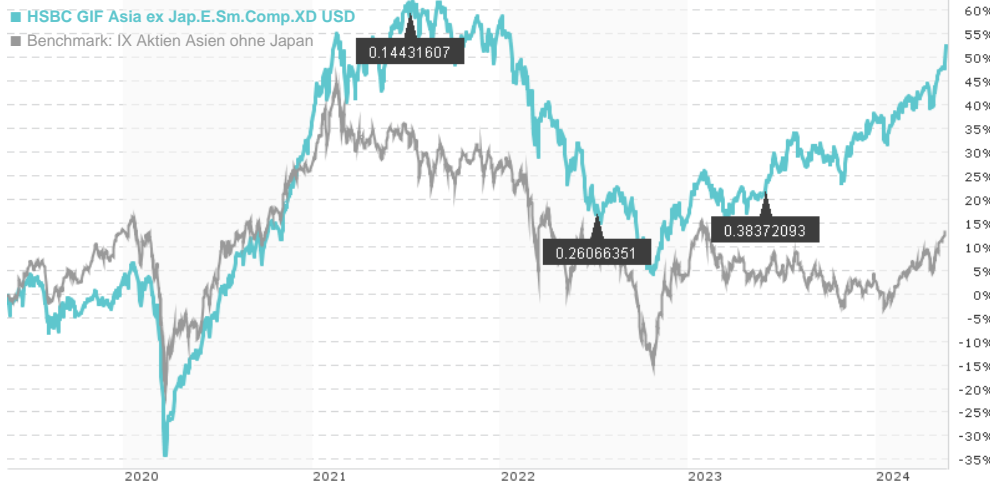


HSBC GIF Asia ex Jap.E.Sm.Comp.XD USD / LU0404496555 / A1W7SN / HSBC Inv. Funds (LU)

| Last 05/16/2024 ¹ | Region | Branch | Type of yield | Type |
|------------------------------|--------------------|---------------|-----------------|-------------|
| 16.84 USD | Asia (excl. Japan) | Mixed Sectors | paying dividend | Equity Fund |



Risk key figures

SRI 1 2 3 4 5 6 7

Mountain-View Funds Rating² EDA³

74

Yearly Performance

| | |
|------|---------|
| 2023 | +19.52% |
| 2022 | -26.67% |
| 2021 | +15.80% |
| 2020 | +33.52% |
| 2019 | +4.57% |

| Master data | | Conditions | | Other figures | |
|---------------------|-------------------------------|------------------------|----------|--|------------------|
| Fund type | Single fund | Issue surcharge | 5.00% | Minimum investment | USD 5,000,000.00 |
| Category | Equity | Planned administr. fee | 0.00% | Savings plan | - |
| Sub category | Mixed Sectors | Deposit fees | 0.00% | UCITS / OGAW | Yes |
| Fund domicile | Luxembourg | Redemption charge | 0.00% | Performance fee | 0.00% |
| Tranch volume | (05/16/2024) USD 0.000 mill. | Ongoing charges | - | Redeployment fee | 0.00% |
| Total volume | (05/16/2024) USD 417.16 mill. | Dividends | | Investment company | |
| Launch date | 5/24/2016 | 31.05.2023 | 0.38 USD | HSBC Inv. Funds (LU) 18, Boulevard de Kockelscheuer, 1821, Luxembourg Luxembourg www.assetmanagement.hsbc.lu | |
| KESr report funds | No | 06.07.2022 | 0.26 USD | | |
| Business year start | 01.04. | 08.07.2021 | 0.14 USD | | |
| Sustainability type | - | 08.07.2020 | 0.19 USD | | |
| Fund manager | Elina Fung, Alex Kwan | 11.07.2019 | 0.20 USD | | |

| Performance | 1M | 6M | YTD | 1Y | 2Y | 3Y | 5Y | Since start |
|------------------|--------|---------|---------|---------|---------|---------|---------|-------------|
| Performance | +9.37% | +15.65% | +10.25% | +26.92% | +21.00% | +6.35% | +54.07% | +62.25% |
| Performance p.a. | - | - | - | +26.83% | +9.99% | +2.07% | +9.02% | +6.72% |
| Sharpe ratio | 14.05 | 2.53 | 2.09 | 1.87 | 0.43 | -0.11 | 0.28 | 0.16 |
| Volatility | 13.78% | 11.96% | 12.61% | 12.38% | 14.46% | 15.48% | 18.55% | 18.38% |
| Worst month | - | -2.00% | -2.00% | -4.22% | -10.16% | -10.16% | -21.54% | -21.54% |
| Best month | - | 7.28% | 4.28% | 7.28% | 9.76% | 9.76% | 13.08% | 13.08% |
| Maximum loss | -1.40% | -4.79% | -4.29% | -7.78% | -21.11% | -35.63% | -38.18% | - |

Distribution permission

Austria, Germany, Switzerland, Luxembourg

¹ Important note on update status: The displayed date refers exclusively to the calculation of the NAV.

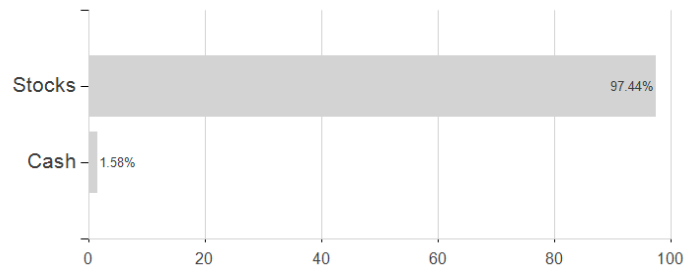
² The Mountain-View Data Fund Rating calculates a comparative ranking for funds using yield, volatility and trend data. For more information visit [MVD Funds Rating](#)

³ Displays the Ethical-Dynamical Ratio calculated according to standard criteria. The maximum value is 100. For more information visit [EDA](#)

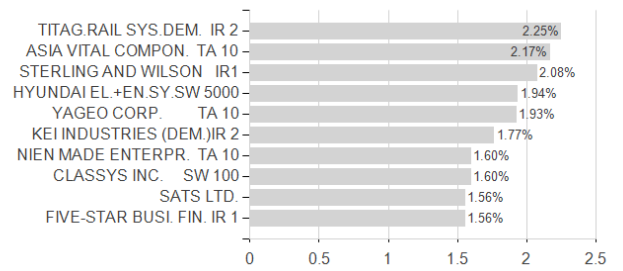
HSBC GIF Asia ex Jap.E.Sm.Comp.XD USD / LU0404496555 / A1W7SN / HSBC Inv. Funds (LU)

Assessment Structure

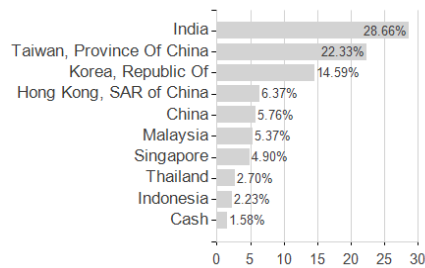
Assets



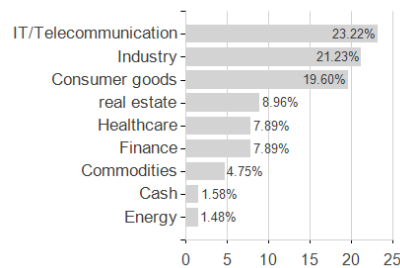
Largest positions



Countries



Branches



Currencies

