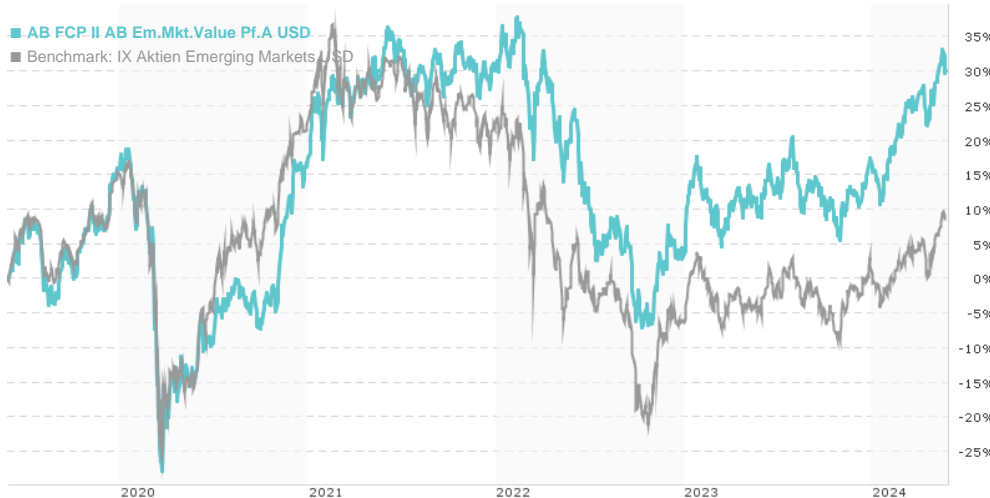


AB FCP II AB Em.Mkt.Value Pf.A USD / LU0474345724 / A1C3A5 / AllianceBernstein LU

Last 05/24/2024 ¹	Region	Branch	Type of yield	Type
56.40 USD	Emerging Markets	Mixed Sectors	reinvestment	Equity Fund



Risk key figures

SRI 1 2 3 4 **5** 6 7

Mountain-View Funds Rating² EDA³

▲ ▲ ▲ ▲ ▲ 75

Yearly Performance

2023	+13.90%
2022	-20.92%
2021	+11.02%
2020	+1.07%
2019	+22.64%

Master data		Conditions		Other figures	
Fund type	Single fund	Issue surcharge	5.00%	Minimum investment	USD 2,000.00
Category	Equity	Planned administr. fee	0.00%	Savings plan	Yes
Sub category	Mixed Sectors	Deposit fees	0.00%	UCITS / OGAW	Yes
Fund domicile	Luxembourg	Redemption charge	0.00%	Performance fee	0.00%
Tranch volume	(05/24/2024) USD 1.03 mill.	Ongoing charges	-	Redeployment fee	0.00%
Total volume	(05/24/2024) USD 261.99 mill.	Dividends		Investment company	
Launch date	2/26/2010	AllianceBernstein LU			
KESr report funds	Yes	2-4, rue Eugene Ruppert, 2453, Luxembourg			
Business year start	01.06.	Luxembourg			
Sustainability type	-	https://www.alliancebernstein.com			
Fund manager	John Lin, Stuart Rae				

Performance	1M	6M	YTD	1Y	2Y	3Y	5Y	Since start
Performance	+4.10%	+15.79%	+10.63%	+19.24%	+8.46%	-0.81%	+30.65%	+28.27%
Performance p.a.	-	-	-	+19.18%	+4.14%	-0.27%	+5.49%	+1.76%
Sharpe ratio	4.83	2.65	2.10	1.19	0.02	-0.25	0.09	-0.11
Volatility	12.25%	11.55%	12.18%	12.93%	15.78%	15.98%	19.46%	18.48%
Worst month	-	-2.69%	-2.69%	-6.46%	-11.22%	-11.22%	-21.67%	-21.67%
Best month	-	6.55%	5.91%	6.55%	15.19%	15.19%	15.19%	15.19%
Maximum loss	-2.51%	-5.65%	-4.64%	-12.37%	-25.34%	-32.51%	-39.23%	-

Distribution permission

Austria, Germany, Switzerland

¹ Important note on update status: The displayed date refers exclusively to the calculation of the NAV.

² The Mountain-View Data Fund Rating calculates a comparative ranking for funds using yield, volatility and trend data. For more information visit [MVD Funds Rating](#)

³ Displays the Ethical-Dynamical Ratio calculated according to standard criteria. The maximum value is 100. For more information visit [EDA](#)

AB FCP II AB Em.Mkt.Value Pf.A USD / LU0474345724 / A1C3A5 / AllianceBernstein LU

Investment strategy

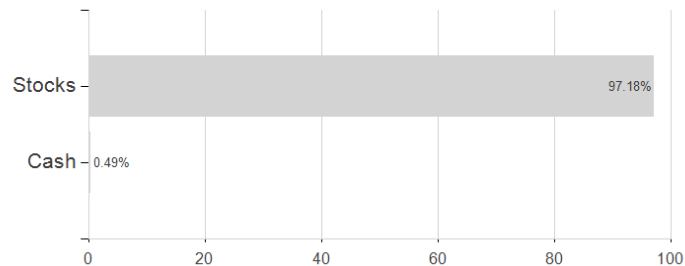
Employing a disciplined, bottom-up approach that combines fundamental research with proprietary quantitative tools to identify attractive investment opportunities

Investment goal

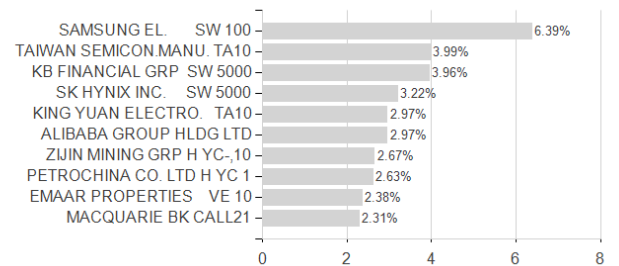
Seeks to achieve long-term capital growth by: - Investing primarily in stocks across emerging markets countries that offer compelling long-term return potential and attractive valuations - Taking a long-term perspective in order to capitalize on short-term market inefficiencies created by investors' overreaction to macroeconomic, industry, or company-specific concerns

Assessment Structure

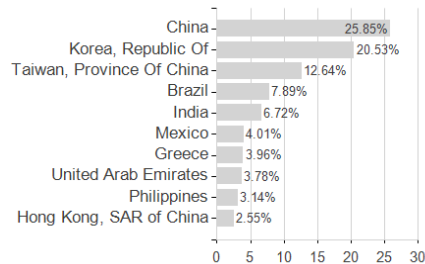
Assets



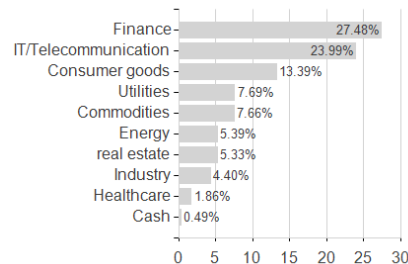
Largest positions



Countries



Branches



Currencies

