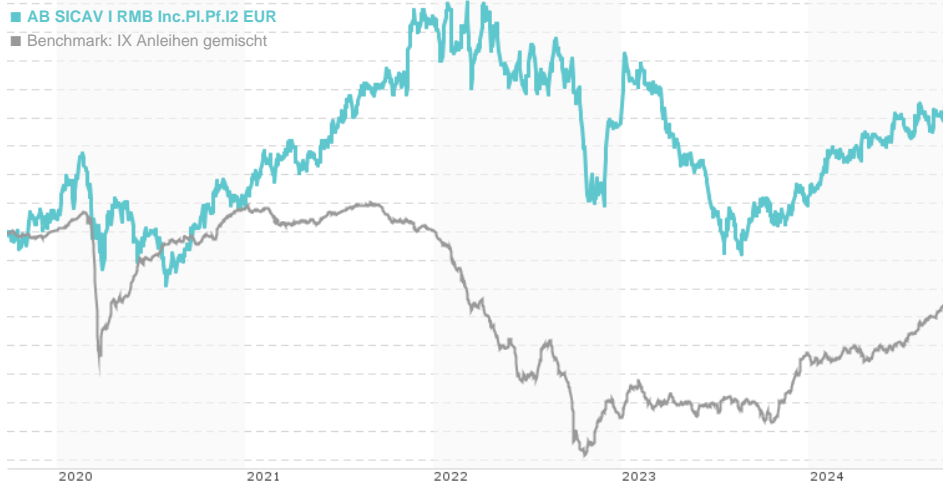


AB SICAV I RMB Inc.PI.Pf.I2 EUR / LU0633140131 / A1JG4S / AllianceBernstein LU

Last 09/24/2024 ¹	Region	Branch	Type of yield	Type
20.35 EUR	Asia/Pacific	Bonds: Mixed	reinvestment	Fixed-Income Fund



Risk key figures

SRI 1 2 3 4 5 6 7

Mountain-View Funds Rating² EDA³
73

Yearly Performance

2023	-4.98%
2022	-6.17%
2021	+12.11%
2020	+1.49%
2019	+6.94%

Master data		Conditions		Other figures	
Fund type	Single fund	Issue surcharge	1.50%	Minimum investment	EUR 1,000,000.00
Category	Bonds	Planned administr. fee	0.00%	Savings plan	-
Sub category	Bonds: Mixed	Deposit fees	0.50%	UCITS / OGAW	Yes
Fund domicile	Luxembourg	Redemption charge	0.00%	Performance fee	0.00%
Tranch volume	(09/24/2024) CNH 2.59 mill.	Ongoing charges	-	Redeployment fee	0.00%
Total volume	(09/24/2024) CNH 2,270.52 mill.	Dividends		Investment company	
Launch date	5/23/2011	AllianceBernstein LU			
KESr report funds	Yes	2-4, rue Eugene Ruppert, 2453, Luxembourg			
Business year start	01.06.	Luxembourg			
Sustainability type	-	https://www.alliancebernstein.com			
Fund manager	DiClementi Christian, DiMaggio Scott, Liu Eric, Vijayvergia Diwakar				

Performance	1M	6M	YTD	1Y	2Y	3Y	5Y	Since start
Performance	+2.06%	+3.46%	+6.71%	+7.79%	-2.54%	-0.78%	+10.00%	+86.01%
Performance p.a.	-	-	-	+7.79%	-1.28%	-0.26%	+1.92%	+4.76%
Sharpe ratio	6.23	0.77	1.24	0.89	-0.72	-0.52	-0.22	0.17
Volatility	4.14%	4.64%	4.75%	4.90%	6.57%	7.11%	6.88%	7.78%
Worst month	-	0.00%	0.00%	-1.37%	-6.95%	-6.95%	-6.95%	-6.95%
Best month	-	1.67%	2.20%	2.20%	3.24%	3.51%	3.72%	6.56%
Maximum loss	-0.69%	-1.82%	-1.82%	-1.94%	-12.55%	-15.26%	-15.26%	-

Distribution permission

Austria, Germany, Switzerland, Czech Republic

¹ Important note on update status: The displayed date refers exclusively to the calculation of the NAV.

² The Mountain-View Data Fund Rating calculates a comparative ranking for funds using yield, volatility and trend data. For more information visit [MVD Funds Rating](#)

DISCLAIMER: The information on this page are for informational purposes only and should neither an offer to sell nor a solicitation for the purchase of the security or recommendation in favor of the security to be understood. baha GmbH assumes no liability despite thorough searches for the accuracy of the data.

Funds data from: www.mountain-view.com. Fact Sheet created by: www.baha.com

AB SICAV I RMB Inc.PI.Pf.I2 EUR / LU0633140131 / A1JG4S / AllianceBernstein LU

Investment strategy

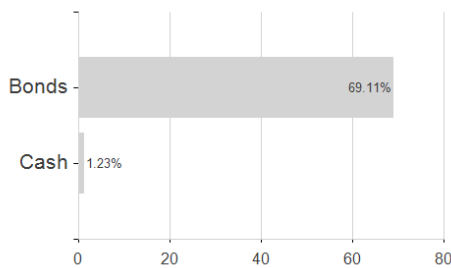
The Investment Manager uses a disciplined process integrating fundamental and quantitative research to identify high-conviction opportunities while actively managing duration and yield-curve positioning. The expected average duration of the Portfolio is 0 to 10 years but the Portfolio may buy securities with any duration. The Portfolio's exposure to RMB is at least 80%. The Portfolio uses derivatives for hedging (reducing risks), efficient portfolio management and other investment purposes.

Investment goal

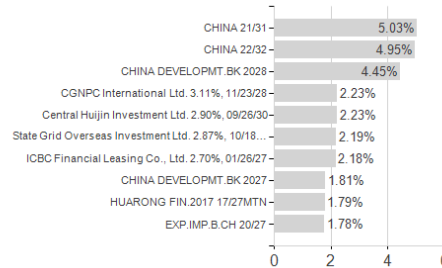
Investment policy Under normal market conditions, the Portfolio typically invests in debt securities in the Asia-Pacific region. These securities are denominated in RMB, USD, EUR or in a currency of the Asia-Pacific region. The Portfolio may invest in both Investment Grade and below Investment Grade debt securities. The Portfolio's debt investments may include debt securities of companies that are incorporated in China, included those traded on the China Interbank Bond Market and Bond Connect as well as through the QFI Scheme. The Portfolio may invest in, or be exposed up to (i) 50% in debt securities that are rated below Investment Grade and (ii) 20% in structured products such as asset-backed and mortgage-backed securities.

Assessment Structure

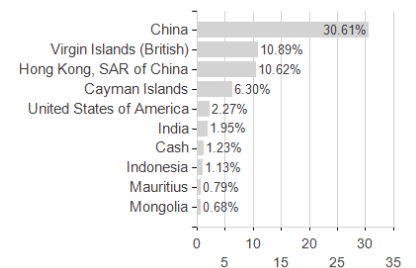
Assets



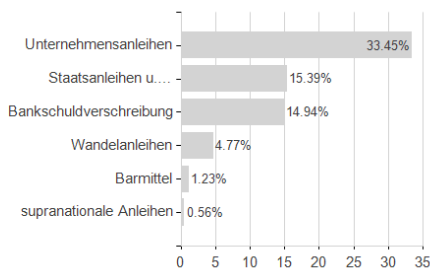
Largest positions



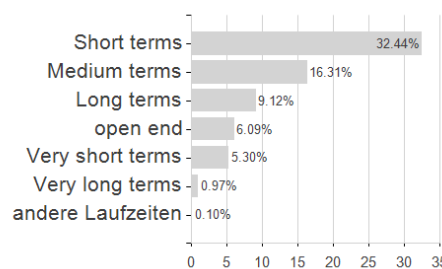
Countries



Issuer



Duration



Currencies

