

F.GI.Multi-Asset I.Fd.I EUR / LU0909057753 / A1T7WD / Franklin Templeton

Last 06/21/2024 <sup>1</sup>	Region	Branch	Type of yield	Type
8.99 EUR	Worldwide	Multi-asset	paying dividend	Mixed Fund



Risk key figures

SRI	1	2	3	4	5	6	7	
Mountain-View Funds Rating <sup>2</sup>							EDA <sup>3</sup>	73

Yearly Performance

2023	+7.96%
2022	-9.47%
2021	+16.07%
2020	+1.61%
2019	+10.54%

Master data		Conditions		Other figures	
Fund type	Single fund	Issue surcharge	0.00%	Minimum investment	USD 5,000,000.00
Category	Mixed Fund	Planned administr. fee	0.00%	Savings plan	-
Sub category	Multi-asset	Deposit fees	0.14%	UCITS / OGAW	Yes
Fund domicile	Luxembourg	Redemption charge	0.00%	Performance fee	0.00%
Tranch volume	(05/31/2024) USD 0.002 mill.	Ongoing charges	-	Redeployment fee	0.00%
Total volume	(05/31/2024) USD 134.91 mill.	Dividends		Investment company	
Launch date	4/26/2013	08.04.2024	0.11 EUR	Franklin Templeton	
KESt report funds	Yes	09.01.2024	0.09 EUR	Schottenring 16, 2.OG, 1010, Wien	
Business year start	01.07.	09.10.2023	0.09 EUR	Austria	
Sustainability type	-	10.07.2023	0.09 EUR	https://www.franklintempleton.at	
Fund manager	Matthias Hoppe, Todd Brighton	11.04.2023	0.09 EUR		

Performance	1M	6M	YTD	1Y	2Y	3Y	5Y	Since start
Performance	+0.67%	+4.75%	+4.28%	+9.64%	+12.82%	+9.79%	+24.19%	+19.64%
Performance p.a.	-	-	-	+9.61%	+6.21%	+3.16%	+4.42%	+2.37%
Sharpe ratio	1.07	1.14	1.04	1.07	0.39	-0.07	0.08	-0.18
Volatility	4.21%	5.32%	5.43%	5.53%	6.52%	7.32%	8.76%	7.58%
Worst month	-	-2.41%	-2.41%	-2.41%	-5.14%	-5.14%	-7.11%	-7.11%
Best month	-	4.13%	4.13%	4.13%	5.80%	5.80%	5.80%	5.80%
Maximum loss	-1.57%	-2.85%	-2.85%	-4.56%	-8.62%	-11.25%	-15.34%	-

Distribution permission

Austria, Germany, Switzerland

<sup>1</sup> Important note on update status: The displayed date refers exclusively to the calculation of the NAV.

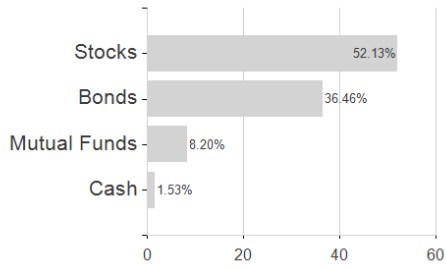
<sup>2</sup> The Mountain-View Data Fund Rating calculates a comparative ranking for funds using yield, volatility and trend data. For more information visit [MVD Funds Rating](#)

<sup>3</sup> Displays the Ethical-Dynamical Ratio calculated according to standard criteria. The maximum value is 100. For more information visit [EDA](#)

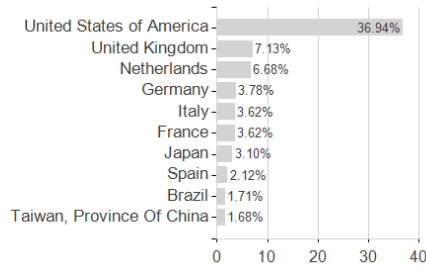
**F.GI.Multi-Asset I.Fd.I EUR / LU0909057753 / A1T7WD / Franklin Templeton**

**Assessment Structure**

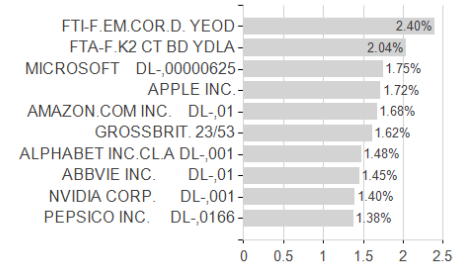
**Assets**



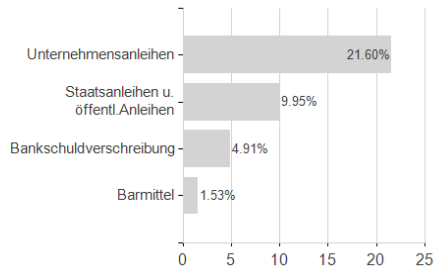
**Countries**



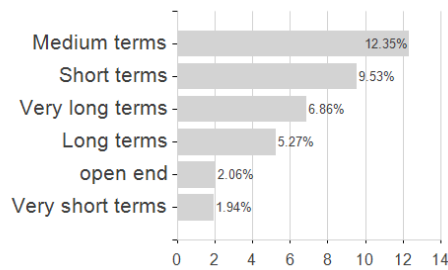
**Largest positions**



**Issuer**



**Duration**



**Currencies**

