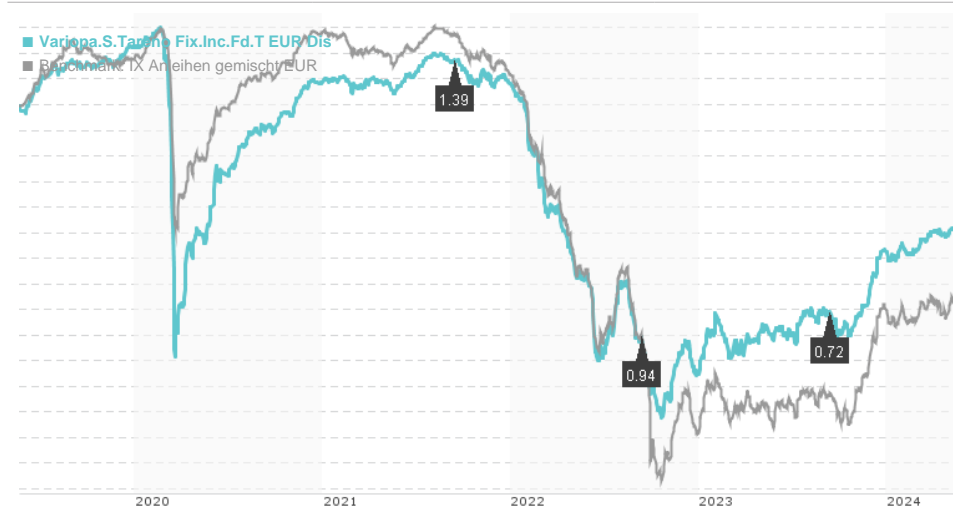


Variopa.S.Tareno Fix.Inc.Fd.T EUR Dis / LU1299722972 / A2ALNN / Vontobel AM

| Last 05/17/2024 ¹ | Region | Branch | Type of yield | Type |
|------------------------------|-----------|--------------|-----------------|-------------------|
| 93.08 EUR | Worldwide | Bonds: Mixed | paying dividend | Fixed-Income Fund |



Risk key figures

SRI 1 2 3 4 5 6 7

Mountain-View Funds Rating²EDA³ 77

Yearly Performance

| | |
|------|---------|
| 2023 | +5.43% |
| 2022 | -11.26% |
| 2021 | -0.08% |
| 2020 | -1.30% |
| 2019 | +5.38% |

| Master data | | Conditions | | Other figures | |
|---------------------|------------------------------|------------------------|----------|---|-------|
| Fund type | Single fund | Issue surcharge | 3.00% | Minimum investment | UNT 0 |
| Category | Bonds | Planned administr. fee | 0.00% | Savings plan | - |
| Sub category | Bonds: Mixed | Deposit fees | 0.00% | UCITS / OGAW | Yes |
| Fund domicile | Luxembourg | Redemption charge | 3.00% | Performance fee | 0.00% |
| Tranch volume | (05/17/2024) EUR 7.63 mill. | Ongoing charges | - | Redeployment fee | 0.00% |
| Total volume | (05/17/2024) EUR 23.47 mill. | Dividends | | Investment company | |
| Launch date | 11/6/2015 | 11.09.2023 | 0.72 EUR | Vontobel AM Gotthardstrasse 43, 8022, Zürich Switzerland https://www.vontobel.com | |
| KESr report funds | Yes | 12.09.2022 | 0.94 EUR | | |
| Business year start | 01.07. | 13.09.2021 | 1.39 EUR | | |
| Sustainability type | - | 14.09.2020 | 0.84 EUR | | |
| Fund manager | Tareno AG, Basel | 16.09.2019 | 0.93 EUR | | |

| Performance | 1M | 6M | YTD | 1Y | 2Y | 3Y | 5Y | Since start |
|------------------|--------|--------|--------|--------|--------|---------|---------|-------------|
| Performance | +0.27% | +3.26% | +0.92% | +4.52% | +1.96% | -5.34% | -4.87% | -3.72% |
| Performance p.a. | - | - | - | +4.51% | +0.97% | -1.81% | -0.99% | -0.49% |
| Sharpe ratio | -0.50 | 2.01 | -1.08 | 0.36 | -1.04 | -2.23 | -1.53 | -1.62 |
| Volatility | 1.01% | 1.42% | 1.24% | 1.92% | 2.76% | 2.53% | 3.15% | 2.67% |
| Worst month | - | -0.27% | -0.27% | -0.97% | -3.28% | -3.28% | -9.37% | -9.37% |
| Best month | - | 1.70% | 1.70% | 1.70% | 2.98% | 2.98% | 3.14% | 3.14% |
| Maximum loss | -0.15% | -0.49% | -0.45% | -1.30% | -6.00% | -13.96% | -14.82% | - |

Distribution permission

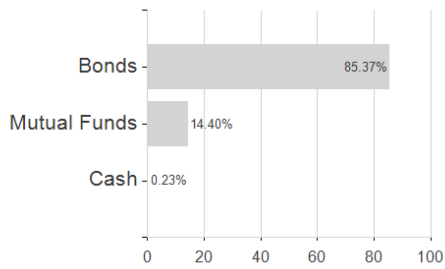
Austria, Germany, Switzerland, Luxembourg

¹ Important note on update status: The displayed date refers exclusively to the calculation of the NAV.² The Mountain-View Data Fund Rating calculates a comparative ranking for funds using yield, volatility and trend data. For more information visit [MVD Funds Rating](#)³ Displays the Ethical-Dynamical Ratio calculated according to standard criteria. The maximum value is 100. For more information visit [EDA](#)

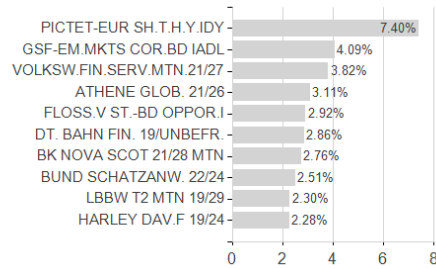
Variopa.S.Tareno Fix.Inc.Fd.T EUR Dis / LU1299722972 / A2ALNN / Vontobel AM

Assessment Structure

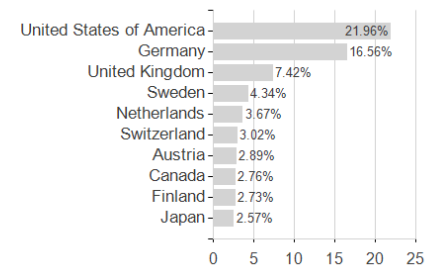
Assets



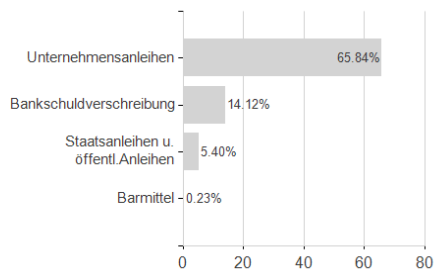
Largest positions



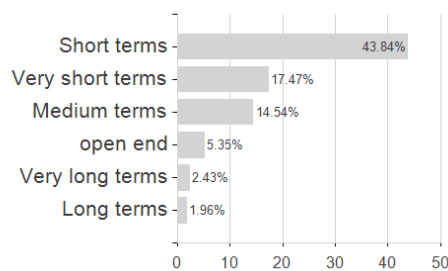
Countries



Issuer



Duration



Currencies

