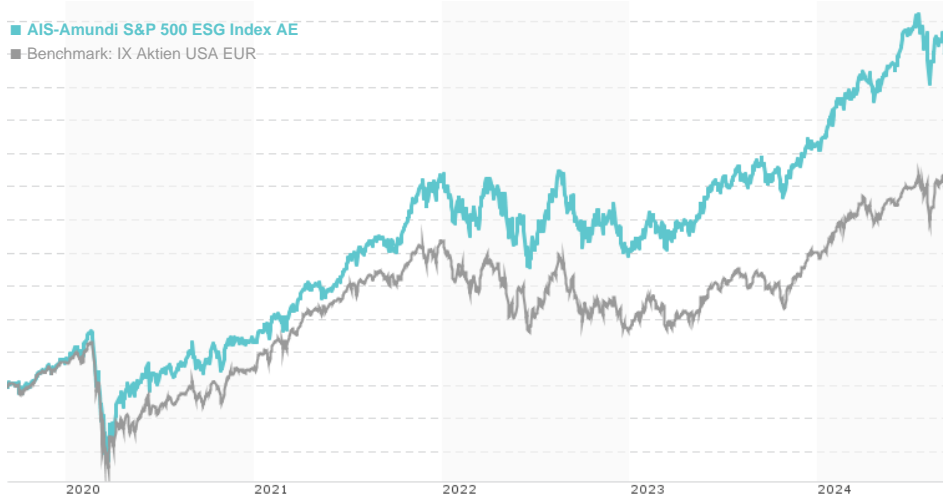


AIS-Amundi S&P 500 ESG Index AE / LU0996179007 / A1W842 / Amundi Luxembourg

Last 09/05/2024 ¹	Country	Branch	Type of yield	Type
425.10 EUR	United States of America	Mixed Sectors	reinvestment	Equity Fund



Risk key figures

SRI	1	2	3	4	5	6	7
Mountain-View Funds Rating ²	EDA ³						
	▲▲▲▲▲▲▲						

Yearly Performance

2023	+23.02%
2022	-13.04%
2021	+42.48%
2020	+5.90%
2019	+33.95%

Master data		Conditions		Other figures	
Fund type	Single fund	Issue surcharge	4.50%	Minimum investment	UNT 0
Category	Equity	Planned administr. fee	0.00%	Savings plan	-
Sub category	Mixed Sectors	Deposit fees	0.00%	UCITS / OGAW	Yes
Fund domicile	Luxembourg	Redemption charge	0.00%	Performance fee	0.00%
Tranch volume	(09/05/2024) USD 635.56 mill.	Ongoing charges	-	Redeployment fee	0.00%
Total volume	(09/05/2024) USD 2,286.39 mill.	Dividends		Investment company	
Launch date	6/29/2016	Amundi Luxembourg			
KEST report funds	Yes	5 allée Scheffer, L-2520, Luxembourg			
Business year start	01.10.	Luxembourg			
Sustainability type	Ethics/ecology	https://www.amundi.lu			
Fund manager	Zhao Shan				

Performance	1M	6M	YTD	1Y	2Y	3Y	5Y	Since start
Performance	+5.02%	+7.57%	+15.96%	+19.26%	+30.31%	+38.56%	+100.86%	+200.19%
Performance p.a.	-	-	-	+19.20%	+14.13%	+11.49%	+14.95%	+14.36%
Sharpe ratio	3.71	0.89	1.58	1.21	0.70	0.46	0.55	0.59
Volatility	20.07%	13.66%	13.32%	13.03%	15.40%	17.52%	21.10%	18.61%
Worst month	-	-2.82%	-2.82%	-2.82%	-9.33%	-9.33%	-12.34%	-12.34%
Best month	-	4.83%	5.37%	5.69%	7.87%	11.72%	12.92%	12.92%
Maximum loss	-2.82%	-9.91%	-9.91%	-9.91%	-11.66%	-17.21%	-33.67%	-

Distribution permission

Austria, Germany, Switzerland

¹ Important note on update status: The displayed date refers exclusively to the calculation of the NAV.
² The Mountain-View Data Fund Rating calculates a comparative ranking for funds using yield, volatility and trend data. For more information visit [MVD Funds Rating](#)

AIS-Amundi S&P 500 ESG Index AE / LU0996179007 / A1W842 / Amundi Luxembourg

Investment strategy

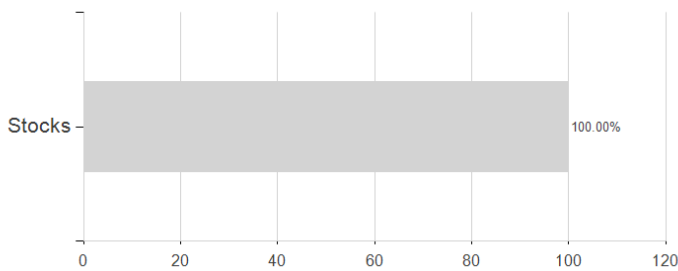
The Index value is available via Bloomberg (SPXESAUN). The exposure to the Index will be achieved through a Direct Replication, mainly by making direct investments in transferable securities and/or other eligible assets representing the Index constituents in a proportion extremely close to their proportion in the index. The Investment Manager will be able to use derivatives in order to deal with inflows and outflows and also if it allows a better exposition to an Index constituent. In order to generate additional income to offset its costs, the Sub-Fund may also enter into securities lending operations. Intended Retail Investor: This product is intended for investors, with a basic knowledge of and no or limited experience of investing in funds seeking to increase the value of their investment over the recommended holding period with the ability to bear losses up to the amount invested.

Investment goal

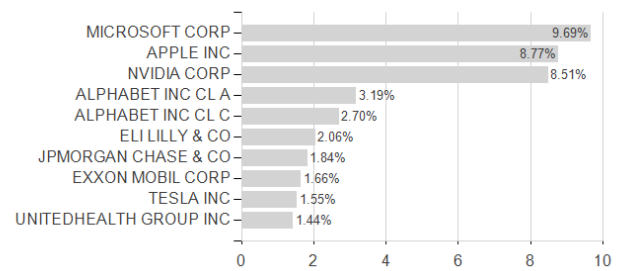
This Sub-Fund is passively managed. The objective of this Sub-Fund is to track the performance of S&P 500 ESG+ Index, and to minimize the tracking error between the net asset value of the Sub-Fund and the performance of the Index. The Sub-Fund aims to achieve a level of tracking error of the Sub-Fund and its index that will not normally exceed 1%.

Assessment Structure

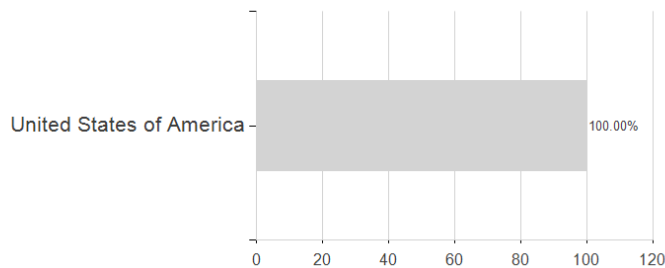
Assets



Largest positions



Countries



Branches

