

## AMUNDI FUNDS SBI FM INDIA EQUITY - G USD / LU0236502315 / A0H00W / Amundi Luxembourg

Last 12/11/2025¹	Country	Branch	Type of yield	Type
369.96 USD	India	Mixed Sectors	reinvestment	Equity Fund

■ AMUNDI FUNDS SBI FM INDIA EQUITY - G USD  
■ Benchmark: IX Aktien Indien



### Risk key figures

SRI 1 2 3 4 5 6 7

Mountain-View Funds Rating² EDA³

55

### Yearly Performance

2024	+5.57%
2023	+18.99%
2022	-9.99%
2021	+19.75%
2020	+14.15%

Master data		Conditions		Other figures	
Fund type	Single fund	Issue surcharge	3.00%	Minimum investment	UNT 0
Category	Equity	Planned administr. fee	0.00%	Savings plan	-
Sub category	Mixed Sectors	Deposit fees	0.00%	UCITS / OGAW	Yes
Fund domicile	Luxembourg	Redemption charge	0.00%	Performance fee	20.00%
Tranch volume	(12/11/2025) USD 65.44 mill.	Ongoing charges	-	Redeployment fee	0.00%
Total volume	(12/11/2025) USD 846.47 mill.	Dividends		Investment company	
Launch date	1/16/2006	Amundi Luxembourg			
KESr report funds	Yes	5 allée Scheffer, L-2520, Luxembourg			
Business year start	01.07.	Luxembourg			
Sustainability type	-	<a href="https://www.amundi.lu">https://www.amundi.lu</a>			
Fund manager	Yeung Thomas				

Performance	1M	6M	YTD	1Y	2Y	3Y	5Y	Since start
Performance	-1.55%	-4.53%	-0.74%	-5.83%	+8.03%	+21.91%	+40.27%	+269.96%
Performance p.a.	-	-	-	-5.83%	+3.93%	+6.83%	+7.00%	+6.79%
Sharpe ratio	-2.01	-1.09	-0.21	-0.57	0.13	0.37	0.33	0.20
Volatility	9.64%	10.04%	13.90%	13.76%	13.95%	12.88%	14.90%	23.25%
Worst month	-	-5.03%	-7.59%	-7.59%	-7.59%	-7.59%	-7.59%	-29.00%
Best month	-	3.85%	7.99%	7.99%	7.99%	7.99%	9.43%	36.79%
Maximum loss	-2.68%	-7.77%	-10.96%	-14.05%	-17.92%	-17.92%	-21.88%	-

### Distribution permission

Austria, Germany, Switzerland, Luxembourg

1 Important note on update status: The displayed date refers exclusively to the calculation of the NAV.

2 The Mountain-View Data Fund Rating calculates a comparative ranking for funds using yield, volatility and trend data. For more information visit [MVD Funds Rating](#)

3 Displays the Ethical-Dynamical Ratio calculated according to standard criteria. The maximum value is 100. For more information visit [EDA](#)

## AMUNDI FUNDS SBI FM INDIA EQUITY - G USD / LU0236502315 / A0H00W / Amundi Luxembourg

### Investment strategy

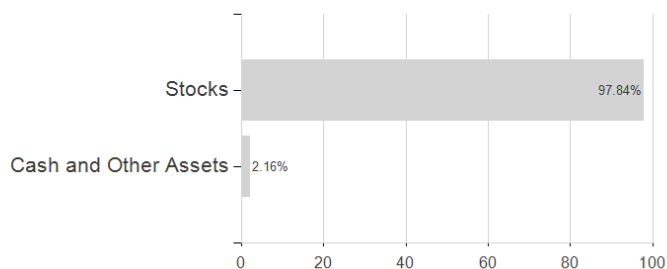
The Sub-Fund is mainly exposed to the issuers of the Benchmark, however, the management of the Sub-Fund is discretionary, and will be exposed to issuers not included in the Benchmark. The Sub-Fund monitors risk exposure in relation to the Benchmark however the extent of deviation from the Benchmark is expected to be significant. The Sub-Fund has designated the MSCI India 10/40 Index as a reference benchmark for the purpose of the Disclosure Regulation. The Benchmark is a broad market index, which does not assess or include its constituents according to environmental characteristics and therefore is not aligned with the environmental characteristics promoted by the Sub-Fund. The investment team actively manages the Sub-Fund's portfolio by using a stock-picking model (bottom-up) that aims to select the most attractive equities based on growth potential and valuation. The Sub-Fund seeks to achieve an ESG score of its portfolio greater than that of the Benchmark.

### Investment goal

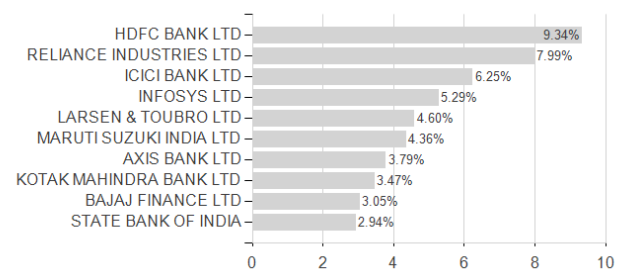
To achieve long-term capital growth. The Sub-Fund invests at least 67% of assets in equities and equity-linked instruments of companies that are headquartered, or do substantial business, in India. The Sub-Fund may use derivatives for hedging. The Sub-Fund is actively managed by reference to and seeks to outperform the MSCI India 10/40 Index.

### Assessment Structure

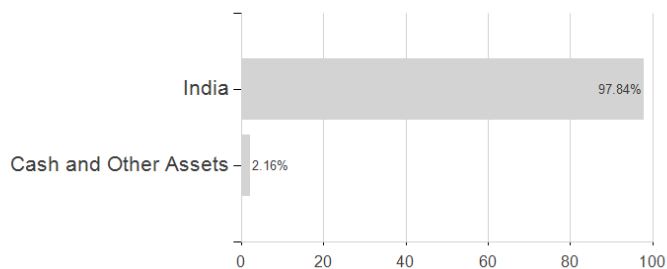
#### Assets



#### Largest positions



#### Countries



#### Branches

