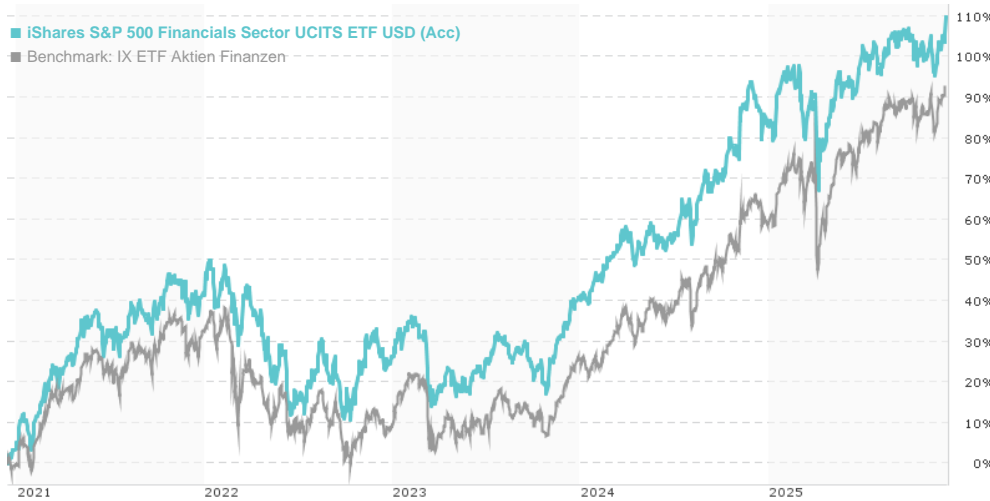


iShares S&P 500 Financials Sector UCITS ETF USD (Acc) / IE00B4JNQZ49 / A142NY / BlackRock AM (IE)

Last 12/11/2025 ¹	Country	Branch	Type of yield	Type
16.07 USD	United States of America	ETF Stocks	reinvestment	Alternative Investm.



Risk key figures

SRI 1 2 3 4 5 6 7

Mountain-View Funds Rating²

▲ ▲ ▲ ▲ ▲ ▲

EDA³

76

Yearly Performance

2024	+30.12%
2023	+11.70%
2022	-10.97%
2021	+34.45%
2020	-2.18%

Master data		Conditions		Other figures	
Fund type	Single fund	Issue surcharge	0.00%	Minimum investment	UNT 1
Category	ETF	Planned administr. fee	0.00%	Savings plan	Yes
Sub category	ETF Stocks	Deposit fees	0.00%	UCITS / OGAW	Yes
Fund domicile	Ireland	Redemption charge	0.00%	Performance fee	0.00%
Tranch volume	(12/11/2025) USD 2,406.46 mill.	Ongoing charges	-	Redeployment fee	0.00%
Total volume	(12/11/2025) USD 2,406.46 mill.	Dividends		Investment company	
Launch date	11/20/2015			BlackRock AM (IE)	
KESr report funds	Yes			Glencar House, 20 Merrion Road, Dublin 4, D04 T9F3, Dublin	
Business year start	01.12.			Ireland	
Sustainability type	-			https://www.blackrock.com	
Fund manager	BlackRock Asset Management Ireland Limited				

Performance	1M	6M	YTD	1Y	2Y	3Y	5Y	Since start
Performance	+3.16%	+8.21%	+14.44%	+11.47%	+54.83%	+63.63%	+107.33%	+220.72%
Performance p.a.	-	-	-	+11.47%	+24.39%	+17.84%	+15.69%	+12.27%
Sharpe ratio	2.96	1.13	0.71	0.50	1.37	0.97	0.73	0.46
Volatility	14.80%	13.18%	18.74%	18.62%	16.32%	16.30%	18.59%	22.02%
Worst month	-	-2.86%	-5.47%	-5.47%	-5.47%	-9.52%	-10.93%	-21.32%
Best month	-	3.16%	6.52%	6.52%	10.27%	10.87%	11.97%	16.92%
Maximum loss	-4.76%	-5.59%	-15.55%	-15.55%	-15.55%	-16.36%	-26.09%	-

Distribution permission

Austria, Germany, Switzerland

¹ Important note on update status: The displayed date refers exclusively to the calculation of the NAV.

DISCLAIMER: The information on this page are for informational purposes only and should neither an offer to sell nor a solicitation for the purchase of the security or recommendation in favor of the security to be understood. baha GmbH assumes no liability despite thorough searches for the accuracy of the data.

Funds data from: www.mountain-view.com. Fact Sheet created by: www.baha.com

Created: 12/14/2025

iShares S&P 500 Financials Sector UCITS ETF USD (Acc) / IE00B4JNQZ49 / A142NY / BlackRock AM (IE)

2 The Mountain-View Data Fund Rating calculates a comparative ranking for funds using yield, volatility and trend data. For more information visit [MVD Funds Rating](#)

3 Displays the Ethical-Dynamical Ratio calculated according to standard criteria. The maximum value is 100. For more information visit [EDA](#)

Investment strategy

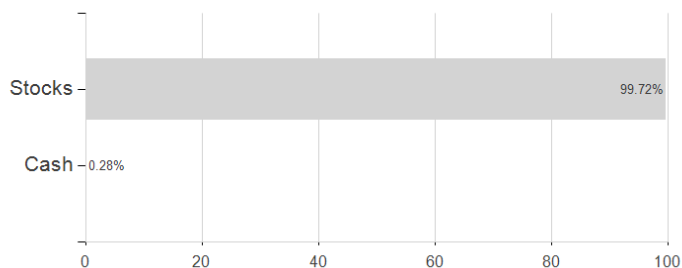
The Index measures the performance of stocks from S&P 500 Index which are within the Global Industry Classification Standard (GICS) financial services sector. S&P 500 measures the performance of 500 stocks from top US companies in leading industries of the US economy which meet S&P's size, liquidity and freefloat criteria. The GICS financials sector currently comprises companies involved in activities such as banking, mortgage finance, consumer finance, specialised finance, investment banking and brokerage, asset management and custody, corporate lending, insurance, financial investment and transaction and payment processing services. The Index may not include and/or may not be limited to every category comprising the sector listed here. Companies are included in the benchmark index on a free float-adjusted market capitalisation weighted basis. Free float-adjusted means that only shares available to international investors, rather than all of a company's issued shares, are used to calculate the Index. Free of a company multiplied by the number of shares available to international investors. The Index caps the weight of the largest companies at each rebalance to ensure index diversification. The weight of the largest group entity in the Index is capped at 33% and the remaining group entities at 19%. The investment manager may use financial derivative instruments (FDIs) (i.e. investments the prices of which are based on one or more underlying assets) to help achieve the Fund's investment objective. FDIs may be used for direct investment purposes.

Investment goal

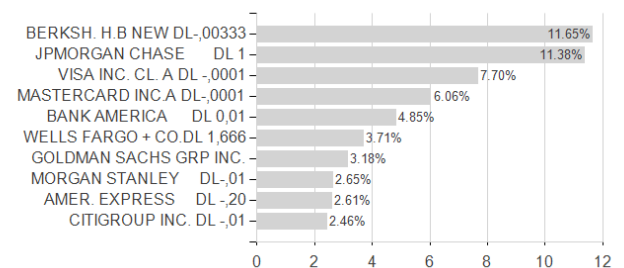
The Share Class is a share class of a Fund which aims to achieve a return on your investment, through a combination of capital growth and income on the Fund's assets, which reflects the return of the S&P 500 Capped 35/20 Financials Index, the Fund's benchmark index (Index). The Share Class, via the Fund is passively managed and invests in equity securities (e.g. shares) that, so far as possible and practicable, make up the Index.

Assessment Structure

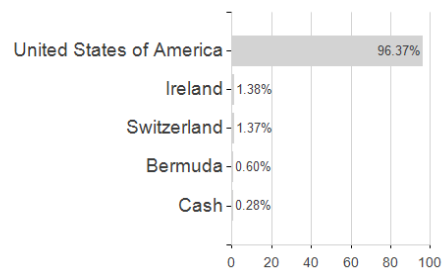
Assets



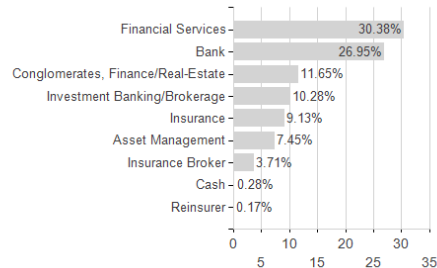
Largest positions



Countries



Branches



Currencies

