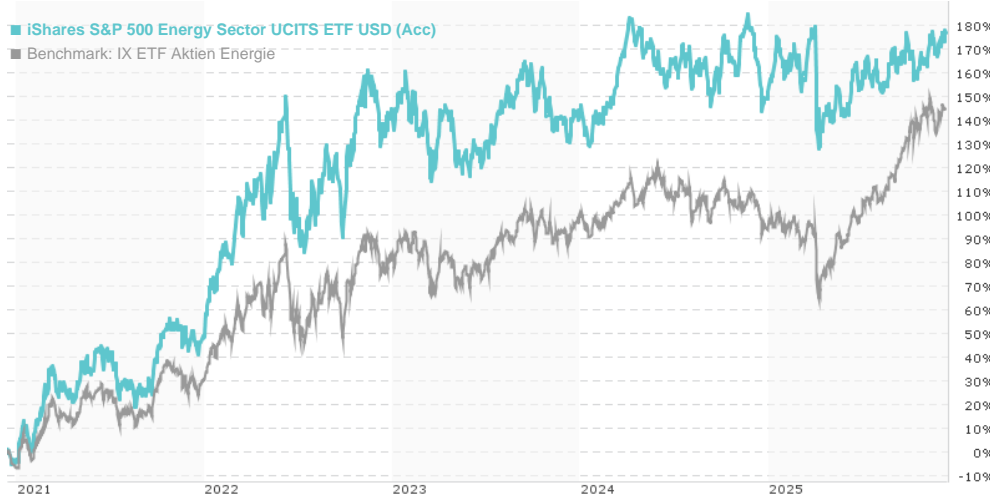


## iShares S&P 500 Energy Sector UCITS ETF USD (Acc) / IE00B42NKQ00 / A142NX / BlackRock AM (IE)

Last 12/11/2025 <sup>1</sup>	Country	Branch	Type of yield	Type
9.51 USD	United States of America	ETF Stocks	reinvestment	Alternative Investm.

■ iShares S&P 500 Energy Sector UCITS ETF USD (Acc)  
■ Benchmark: IX ETF Aktien Energie



### Risk key figures

SRI 1 2 3 4 5 6 7

Mountain-View Funds Rating<sup>2</sup>

▲ ▲ ▲ ▲ ▲ ▲

EDA<sup>3</sup>

65

### Yearly Performance

2024	+5.06%
2023	-1.92%
2022	+64.58%
2021	+53.92%
2020	-34.26%

Master data		Conditions		Other figures	
Fund type	Single fund	Issue surcharge	0.00%	Minimum investment	UNT 1
Category	ETF	Planned administr. fee	0.00%	Savings plan	Yes
Sub category	ETF Stocks	Deposit fees	0.00%	UCITS / OGAW	Yes
Fund domicile	Ireland	Redemption charge	0.00%	Performance fee	0.00%
Tranch volume	(12/11/2025) USD 708.46 mill.	Ongoing charges	-	Redeployment fee	0.00%
Total volume	(12/11/2025) USD 708.46 mill.	Dividends		Investment company	
Launch date	11/20/2015	BlackRock AM (IE)			
KESr report funds	Yes	Glencar House, 20 Merrion Road, Dublin 4, D04 T9F3, Dublin			
Business year start	01.12.	Ireland			
Sustainability type	-	https://www.blackrock.com			
Fund manager	BlackRock Asset Management Ireland Limited				

Performance	1M	6M	YTD	1Y	2Y	3Y	5Y	Since start
Performance	+0.38%	+8.23%	+9.74%	+4.85%	+18.34%	+17.84%	+167.87%	+94.47%
Performance p.a.	-	-	-	+4.85%	+8.77%	+5.62%	+21.77%	+6.83%
Sharpe ratio	0.15	0.90	0.35	0.12	0.33	0.17	0.75	0.16
Volatility	17.01%	16.65%	23.44%	23.15%	20.41%	21.40%	26.38%	29.27%
Worst month	-	-1.18%	-13.67%	-13.67%	-13.67%	-13.67%	-16.93%	-35.25%
Best month	-	4.82%	4.82%	4.82%	10.58%	10.58%	24.93%	30.24%
Maximum loss	-3.79%	-7.20%	-18.42%	-18.42%	-19.86%	-19.86%	-26.31%	-

### Distribution permission

Austria, Germany, Switzerland

<sup>1</sup> Important note on update status: The displayed date refers exclusively to the calculation of the NAV.

<sup>2</sup> The Mountain-View Data Fund Rating calculates a comparative ranking for funds using yield, volatility and trend data. For more information visit [MVD Funds Rating](#)

<sup>3</sup> Displays the Ethical-Dynamical Ratio calculated according to standard criteria. The maximum value is 100. For more information visit [EDA](#)

## iShares S&P 500 Energy Sector UCITS ETF USD (Acc) / IE00B42NKQ00 / A142NX / BlackRock AM (IE)

### Investment strategy

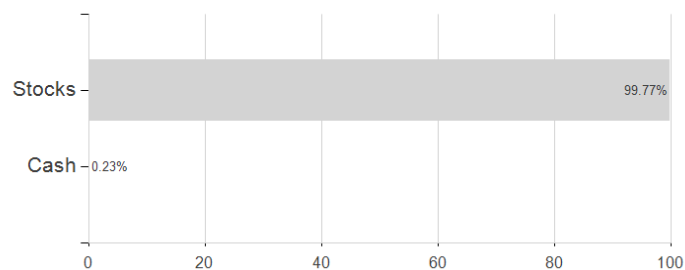
The Index measures the performance of stocks from S&P 500 Index which are within the Global Industry Classification Standard (GICS) energy sector. S&P 500 measures the performance of 500 stocks from top US companies in leading industries of the US economy which meet S&P's size, liquidity and free-float criteria. The GICS energy sector comprises companies which businesses are dominated by any of the following activities: The construction or provision of oil rigs, drilling equipment and other energy related service and equipment, companies engaged in the exploration, production, marketing, refining and/or transportation of oil and gas products. The Index may not include and/or may not be limited to every category comprising the sector listed here. Companies are included in the Index on a free float adjusted market capitalisation weighted basis. Free float-adjusted means that only shares available to international investors, rather than all of a company's issued shares, are used to calculate the Index. Free float market capitalisation is the share price of a company multiplied by the number of shares available to international investors. The Index caps the weight of the largest companies at each rebalance to ensure index diversification. The weight of the largest group entity in the index is capped at 33% and the remaining group entities at 19%. The Fund intends to replicate the Index by holding the equity securities, which make up the Index, in similar proportions to it. The investment manager may use financial derivative instruments (FDIs) (i.e. investments the prices of which are based on one or more underlying assets) to help achieve the Fund's investment objective. FDIs may be used for direct investment purposes.

### Investment goal

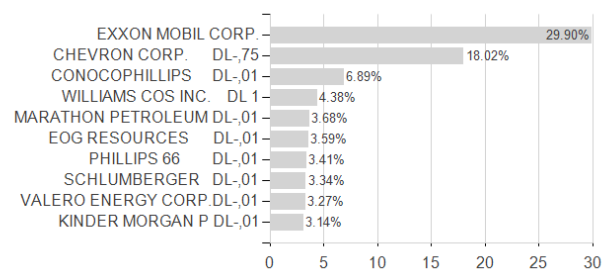
The Fund is a Fund of a Fund which aims to achieve a return on your investment, through a combination of capital growth and income on the Fund's assets, which reflects the return of the S&P 500 Capped 35/20 Energy Index, the Fund's benchmark index (Index). The Fund, via the Fund is passively managed and invests in equity securities (e.g. shares) that, so far as possible and practicable, make up the Index.

### Assessment Structure

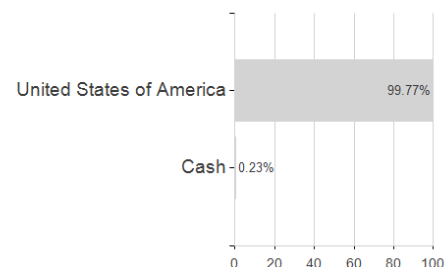
#### Assets



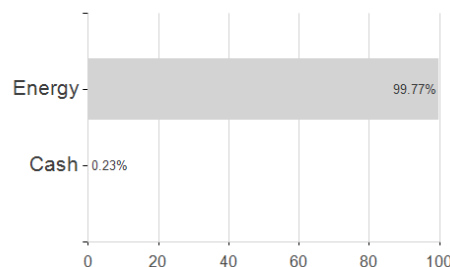
#### Largest positions



#### Countries



#### Branches



#### Currencies

