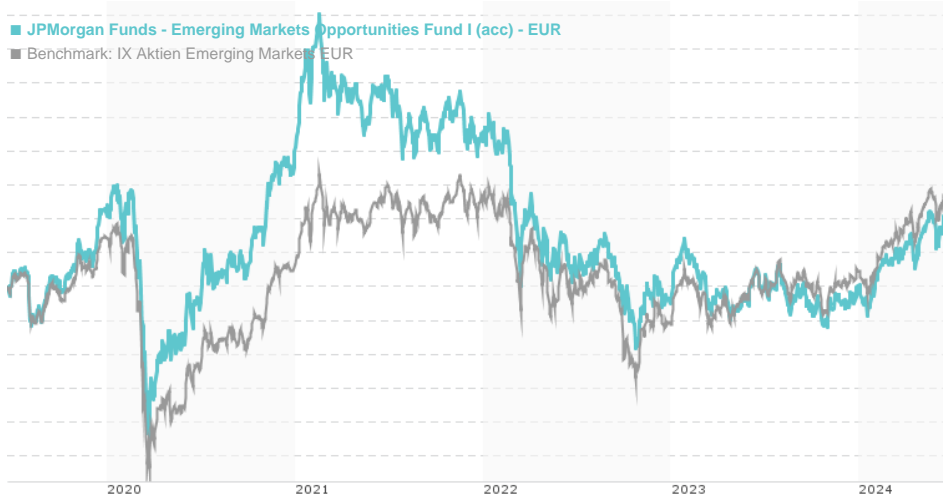


JPMorgan Funds - Emerging Markets Opportunities Fund I (acc) - EUR / LU0802113760 / A1J0V2 / JPMorgan AM (EU)

| | | | | |
|------------------------------|------------------|---------------|---------------|-------------|
| Last 06/20/2024 ¹ | Region | Branch | Type of yield | Type |
| 161.99 EUR | Emerging Markets | Mixed Sectors | reinvestment | Equity Fund |



Risk key figures

| | | | | | | | |
|---|------------------|---|---|---|---|---|---|
| SRI | 1 | 2 | 3 | 4 | 5 | 6 | 7 |
| Mountain-View Funds Rating ² | EDA ³ | | | | | | |
| | 77 | | | | | | |

Yearly Performance

| | |
|------|---------|
| 2023 | +2.66% |
| 2022 | -20.46% |
| 2021 | +1.80% |
| 2020 | +9.15% |
| 2019 | +26.22% |

| Master data | | Conditions | | Other figures | |
|---------------------|---------------------------------|--|-------|---------------------------|-------------------|
| Fund type | Single fund | Issue surcharge | 0.00% | Minimum investment | USD 10,000,000.00 |
| Category | Equity | Planned administr. fee | 0.00% | Savings plan | - |
| Sub category | Mixed Sectors | Deposit fees | 0.00% | UCITS / OGAW | Yes |
| Fund domicile | Luxembourg | Redemption charge | 0.00% | Performance fee | 0.00% |
| Tranch volume | (06/20/2024) USD 388.50 mill. | Ongoing charges | - | Redeployment fee | 0.00% |
| Total volume | (06/20/2024) USD 2,373.56 mill. | Dividends | | Investment company | |
| Launch date | 7/6/2012 | JPMorgan AM (EU) | | | |
| KESr report funds | Yes | PO Box 275, 2012, Luxembourg | | | |
| Business year start | 01.07. | Luxembourg | | | |
| Sustainability type | - | https://www.jpmorganassetmanagement.de | | | |
| Fund manager | Titherington, Arora, Tanna | | | | |

| Performance | 1M | 6M | YTD | 1Y | 2Y | 3Y | 5Y | Since start |
|------------------|--------|---------|---------|---------|---------|---------|---------|-------------|
| Performance | +1.84% | +14.08% | +12.85% | +11.33% | +10.72% | -11.58% | +12.28% | +78.30% |
| Performance p.a. | - | - | - | +11.29% | +5.22% | -4.02% | +2.34% | +7.01% |
| Sharpe ratio | 1.31 | 2.10 | 2.05 | 0.61 | 0.11 | -0.49 | -0.07 | 0.19 |
| Volatility | 15.42% | 12.63% | 12.65% | 12.53% | 13.77% | 15.78% | 18.60% | 17.40% |
| Worst month | - | -1.54% | -1.54% | -5.07% | -9.65% | -9.65% | -15.41% | -15.41% |
| Best month | - | 7.09% | 7.09% | 7.09% | 9.90% | 9.90% | 9.90% | 9.90% |
| Maximum loss | -4.90% | -4.97% | -4.97% | -9.07% | -15.63% | -30.59% | -35.07% | - |

Distribution permission

Austria, Germany, Switzerland

1 Important note on update status: The displayed date refers exclusively to the calculation of the NAV.

2 The Mountain-View Data Fund Rating calculates a comparative ranking for funds using yield, volatility and trend data. For more information visit [MVD Funds Rating](#)

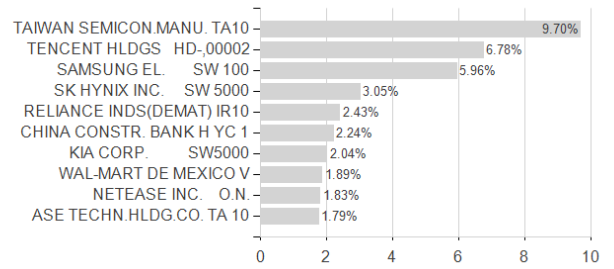
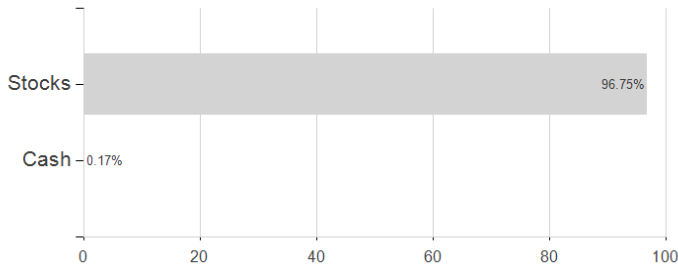
JPMorgan Funds - Emerging Markets Opportunities Fund I (acc) - EUR / LU0802113760 / A1J0V2 / JPMorgan AM (EU)

3 Displays the Ethical-Dynamical Ratio calculated according to standard criteria. The maximum value is 100. For more information visit [EDA](#)

Assessment Structure

Assets

Largest positions



Countries

Branches

Currencies

