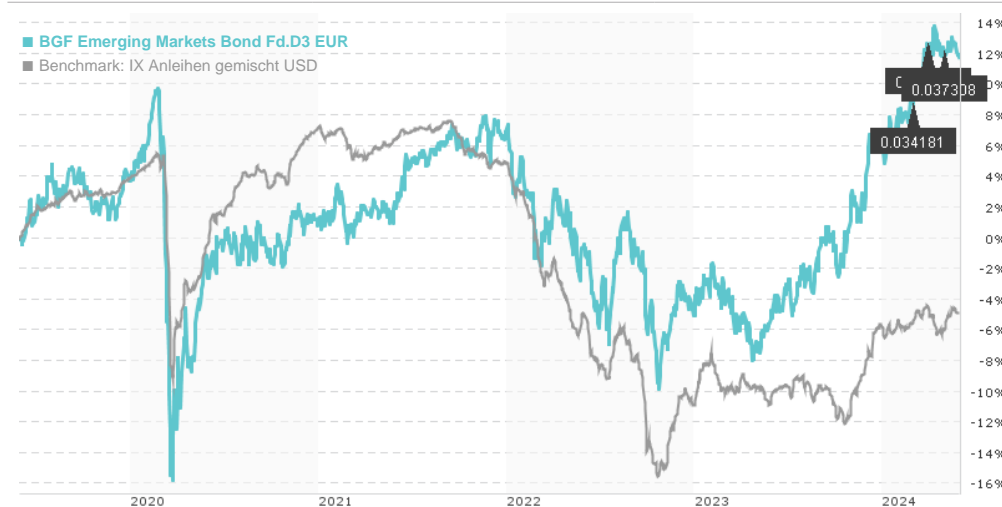


BGF Emerging Markets Bond Fd.D3 EUR / LU0827877126 / A1J4HW / BlackRock (LU)

Last 05/29/2024 ¹	Region	Branch	Type of yield	Type
8.09 EUR	Emerging Markets	Bonds: Mixed	paying dividend	Fixed-Income Fund



Risk key figures

SRI 1 2 3 4 5 6 7

Mountain-View Funds Rating² EDA³

76

Yearly Performance

2023	+12.00%
2022	-11.17%
2021	+5.55%
2020	-2.34%
2019	+15.07%

Master data		Conditions		Other figures	
Fund type	Single fund	Issue surcharge	5.00%	Minimum investment	USD 100,000.00
Category	Bonds	Planned administr. fee	0.00%	Savings plan	-
Sub category	Bonds: Mixed	Deposit fees	0.45%	UCITS / OGAW	Yes
Fund domicile	Luxembourg	Redemption charge	0.00%	Performance fee	0.00%
Tranch volume	-	Ongoing charges	-	Redeployment fee	0.00%
Total volume	(05/28/2024) USD 1,104.27 mill.	Dividends		Investment company	
Launch date	9/13/2012	30.04.2024	0.04 EUR	BlackRock (LU) 35a Avenue JF Kennedy, 1855, Luxembourg Luxembourg https://www.blackrock.com	
KESr report funds	No	28.03.2024	0.03 EUR		
Business year start	01.09.	29.02.2024	0.03 EUR		
Sustainability type	-	31.01.2024	0.04 EUR		
Fund manager	Amer Bisat, Michel Aubenat	29.12.2023	0.03 EUR		

Performance	1M	6M	YTD	1Y	2Y	3Y	5Y	Since start
Performance	-0.40%	+9.91%	+5.25%	+18.15%	+12.67%	+9.40%	+12.29%	+21.71%
Performance p.a.	-	-	-	+18.20%	+6.15%	+3.04%	+2.34%	+2.57%
Sharpe ratio	-2.11	2.63	1.58	1.86	0.27	-0.09	-0.15	-0.14
Volatility	4.14%	6.53%	6.16%	7.75%	8.86%	8.63%	9.57%	8.99%
Worst month	-	-0.40%	-0.40%	-0.40%	-5.29%	-6.26%	-17.63%	-17.63%
Best month	-	3.55%	3.55%	3.55%	4.44%	4.44%	5.52%	5.52%
Maximum loss	-0.98%	-2.03%	-1.91%	-3.20%	-11.30%	-16.46%	-23.25%	-

Distribution permission

Austria, Germany, Switzerland, Luxembourg

¹ Important note on update status: The displayed date refers exclusively to the calculation of the NAV.

² The Mountain-View Data Fund Rating calculates a comparative ranking for funds using yield, volatility and trend data. For more information visit [MVD Funds Rating](#)

³ Displays the Ethical-Dynamical Ratio calculated according to standard criteria. The maximum value is 100. For more information visit [EDA](#)

BGF Emerging Markets Bond Fd.D3 EUR / LU0827877126 / A1J4HW / BlackRock (LU)

Investment strategy

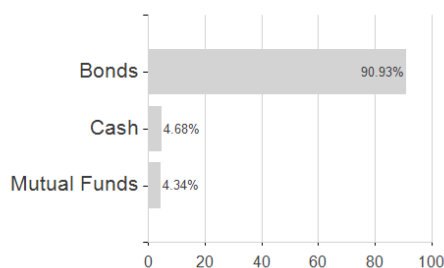
The investment adviser (IA) may use financial derivative instruments (FDIs) (i.e. investments the prices of which are based on one or more underlying assets) to help achieve the Fund's investment objective and to reduce risk within the Fund's portfolio. The Fund may, via FDIs, generate market leverage (i.e. where the Fund gains market exposure in excess of the value of its assets). The Fund is actively managed, and the IA has discretion to select the Fund's investments. In doing so the IA will refer to the J.P. Morgan Emerging Markets Bond Index Global Diversified Index (the "Index") when constructing the Fund's portfolio, and also for risk management purposes to ensure that the active risk (i.e. degree of deviation from the index) taken by the Fund remains appropriate given the Fund's investment objective and policy. The IA is not bound by the components or weighting of the Index when selecting investments.

Investment goal

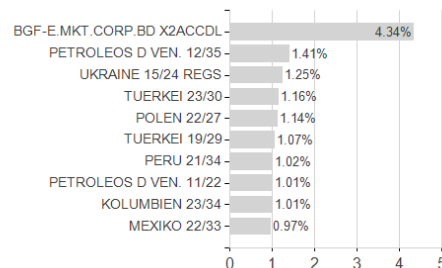
The Fund aims to maximise the return on your investment through a combination of capital growth and income on the Fund's assets. The Fund invests at least 70% of its total assets in fixed income securities, which may include investments with a relatively low credit rating or which are unrated. These include bonds and money market instruments (i.e. debt securities with short term maturities) and may be issued by governments and government agencies of, and companies and supranationals (e.g. the Asian Development Bank) domiciled in, or the main business of which is in, emerging markets.

Assessment Structure

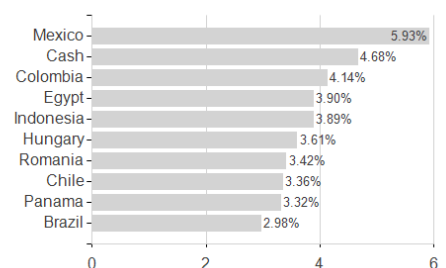
Assets



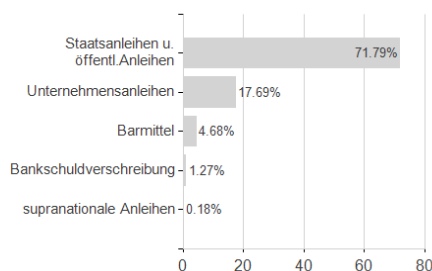
Largest positions



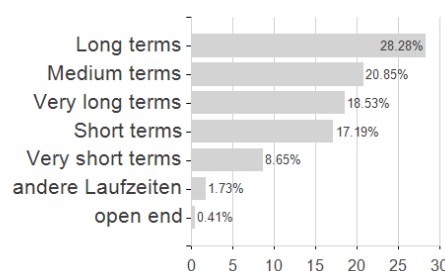
Countries



Issuer



Duration



Currencies

