

iShares EM Gov.Bd.Index F.(LU) A2 USD / LU0836513696 / A1J6KJ / BlackRock (LU)

Last 09/20/2024 <sup>1</sup>	Region	Branch	Type of yield	Type
139.25 USD	Emerging Markets	Government Bonds	reinvestment	Fixed-Income Fund



Risk key figures

SRI	1	2	3	4	5	6	7
Mountain-View Funds Rating <sup>2</sup>	EDA <sup>3</sup>						
	74						

Yearly Performance

2023	+10.63%
2022	-17.24%
2021	-2.28%
2020	+4.89%
2019	+14.51%

Master data		Conditions		Other figures	
Fund type	Single fund	Issue surcharge	5.00%	Minimum investment	USD 5,000.00
Category	Bonds	Planned administr. fee	0.00%	Savings plan	-
Sub category	Government Bonds	Deposit fees	0.40%	UCITS / OGAW	Yes
Fund domicile	Luxembourg	Redemption charge	0.00%	Performance fee	0.00%
Tranch volume	(09/20/2024) USD 14.71 mill.	Ongoing charges	-	Redeployment fee	0.00%
Total volume	(09/20/2024) USD 3,160.47 mill.	<b>Dividends</b>		<b>Investment company</b>	
Launch date	5/28/2013	BlackRock (LU)			
KEST report funds	Yes	35a Avenue JF Kennedy, 1855, Luxembourg			
Business year start	01.04.	Luxembourg			
Sustainability type	-	https://www.blackrock.com			
Fund manager	John Hutson, PortSols CREDIT LON GFI - Group				

Performance	1M	6M	YTD	1Y	2Y	3Y	5Y	Since start
Performance	+2.29%	+7.75%	+8.36%	+15.95%	+23.43%	-3.10%	+2.95%	+38.70%
Performance p.a.	-	-	-	+15.91%	+11.08%	-1.04%	+0.58%	+2.93%
Sharpe ratio	9.01	2.68	1.75	2.16	1.12	-0.60	-0.33	-0.08
Volatility	3.01%	4.67%	4.78%	5.80%	6.83%	7.48%	8.63%	6.90%
Worst month	-	-1.92%	-1.92%	-2.72%	-6.70%	-6.70%	-11.55%	-11.55%
Best month	-	2.50%	4.65%	5.58%	7.09%	7.09%	7.09%	7.09%
Maximum loss	-0.23%	-2.72%	-2.72%	-4.72%	-7.80%	-27.63%	-28.13%	-

Distribution permission

Austria, Germany, Switzerland, Luxembourg, Czech Republic

<sup>1</sup> Important note on update status: The displayed date refers exclusively to the calculation of the NAV.

<sup>2</sup> The Mountain-View Data Fund Rating calculates a comparative ranking for funds using yield, volatility and trend data. For more information visit [MVD Funds Rating](#)

DISCLAIMER: The information on this page are for informational purposes only and should neither an offer to sell nor a solicitation for the purchase of the security or recommendation in favor of the security to be understood. baha GmbH assumes no liability despite thorough searches for the accuracy of the data.

Funds data from: www.mountain-view.com. Fact Sheet created by: www.baha.com

iShares EM Gov.Bd.Index F.(LU) A2 USD / LU0836513696 / A1J6KJ / BlackRock (LU)

3 Displays the Ethical-Dynamical Ratio calculated according to standard criteria. The maximum value is 100. For more information visit [EDA](#)

Investment strategy

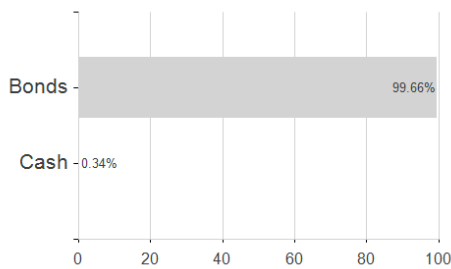
The FI securities include both investment grade (i.e. meet a specified level of creditworthiness) and sub-investment grade securities (i.e. have a relatively low credit rating or are unrated but deemed to be of comparable quality with sub-investment grade FI securities). The Fund uses techniques to achieve a similar return to its benchmark index. These techniques may include the strategic selection of certain securities that make up the benchmark index. They may also include the use of financial derivative instruments (FDIs) (i.e. investments the prices of which are based on one or more underlying assets). The Fund may engage in short term secured lending of its investments to certain eligible third parties. This is used as a means of generating additional income and to off-set the costs of the Fund.

Investment goal

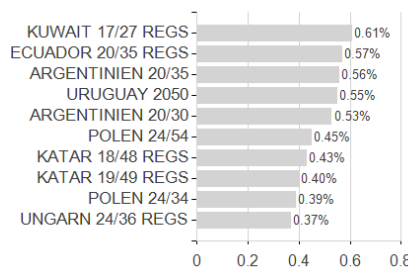
The Fund aims to achieve a return on your investment, through a combination of capital growth and income on the Fund's assets, which reflects the return of the J.P.Morgan Emerging Markets Bond Index Global Diversified, the Fund's benchmark index. The Fund is passively managed and aims to invest as far as possible and practicable in the fixed income (FI) securities (such as bonds) that make up the Index. Index and comply with its credit rating requirements. If the credit ratings of the FI securities are downgraded, the Fund may continue to hold them until they cease to form part of the Index and it is practicable to sell them. The benchmark index measures the performance of US Dollar denominated bonds issued by governments and government agencies that are 100% guaranteed or owned by the governments and government agencies of emerging markets countries.

Assessment Structure

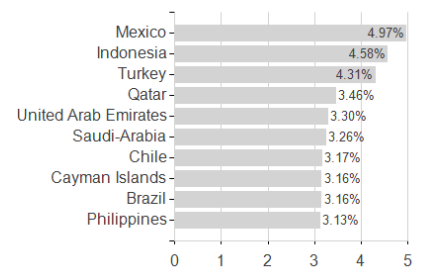
Assets



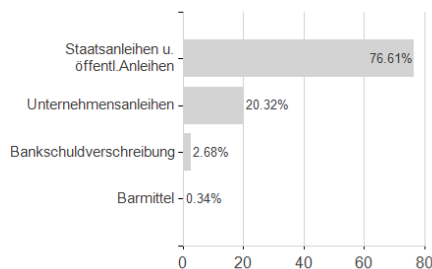
Largest positions



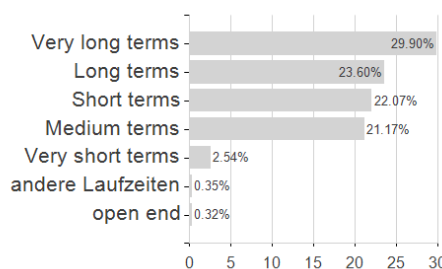
Countries



Issuer



Duration



Currencies

