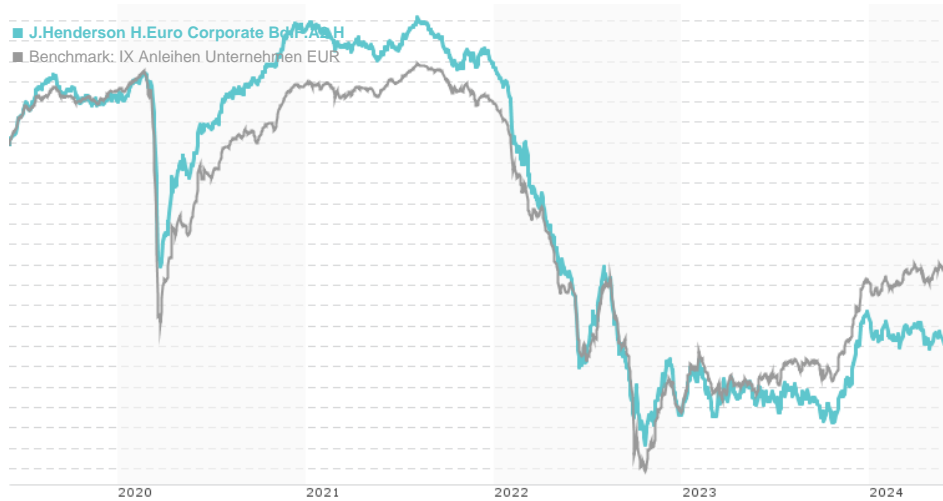


J.Henderson H.Euro Corporate Bd.F.A2 H / LU0642280647 / A1J7YB / Janus Henderson Inv.

Last 06/03/2024 ¹	Region	Branch	Type of yield	Type
115.01 CHF	Worldwide	Corporate Bonds	reinvestment	Fixed-Income Fund



Risk key figures

SRI 1 2 3 4 5 6 7

Mountain-View Funds Rating²EDA³

72

Yearly Performance

2023	+5.60%
2022	-16.50%
2021	-1.74%
2020	+3.45%
2019	+5.94%

Master data		Conditions		Other figures	
Fund type	Single fund	Issue surcharge	5.00%	Minimum investment	CHF 2,500.00
Category	Bonds	Planned administr. fee	0.00%	Savings plan	-
Sub category	Corporate Bonds	Deposit fees	0.65%	UCITS / OGAW	Yes
Fund domicile	Luxembourg	Redemption charge	1.00%	Performance fee	0.00%
Tranch volume	(06/03/2024) EUR 3.66 mill.	Ongoing charges	-	Redeployment fee	0.00%
Total volume	(05/29/2024) EUR 1,067.10 mill.	Dividends		Investment company	
Launch date	3/16/2012	Janus Henderson Inv.			
KESr report funds	No	201 Bishopsgate, EC2M 3AE, London			
Business year start	01.07.	United Kingdom			
Sustainability type	-	www.janushenderson.com/			
Fund manager	Tim Winstone, Tom Ross				

Performance	1M	6M	YTD	1Y	2Y	3Y	5Y	Since start
Performance	-0.20%	+0.51%	-1.52%	+2.84%	-2.70%	-13.97%	-9.82%	-7.73%
Performance p.a.	-	-	-	+2.85%	-1.36%	-4.89%	-2.04%	-1.03%
Sharpe ratio	-2.43	-0.83	-2.41	-0.24	-1.03	-1.94	-1.40	-1.37
Volatility	2.52%	3.32%	3.07%	3.83%	4.97%	4.47%	4.16%	3.52%
Worst month	-	-1.20%	-1.20%	-1.20%	-3.96%	-3.96%	-7.07%	-7.07%
Best month	-	2.62%	2.62%	2.62%	3.98%	3.98%	3.98%	3.98%
Maximum loss	-1.01%	-2.07%	-1.55%	-2.24%	-9.30%	-19.73%	-19.73%	-

Distribution permission

Austria, Germany, Switzerland

¹ Important note on update status: The displayed date refers exclusively to the calculation of the NAV.

² The Mountain-View Data Fund Rating calculates a comparative ranking for funds using yield, volatility and trend data. For more information visit [MVD Funds Rating](#)

DISCLAIMER: The information on this page are for informational purposes only and should neither an offer to sell nor a solicitation for the purchase of the security or recommendation in favor of the security to be understood. baha GmbH assumes no liability despite thorough searches for the accuracy of the data.

Funds data from: [www.mountain-view.com](#). Fact Sheet created by: [www.baha.com](#)

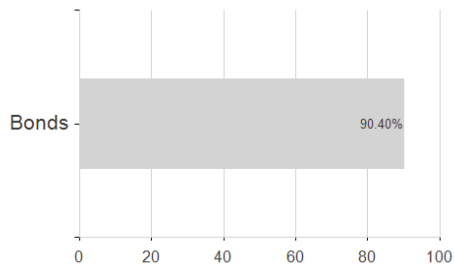
Created: 06/04/2024

J.Henderson H.Euro Corporate Bd.F.A2 H / LU0642280647 / A1J7YB / Janus Henderson Inv.

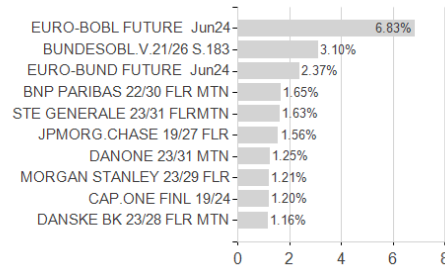
3 Displays the Ethical-Dynamical Ratio calculated according to standard criteria. The maximum value is 100. For more information visit [EDA](#)

Assessment Structure

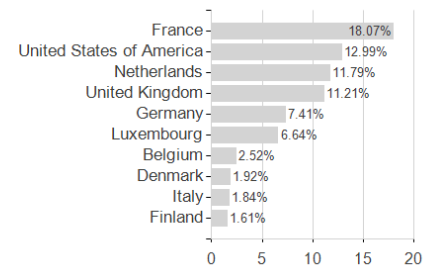
Assets



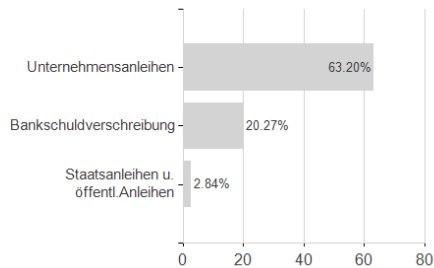
Largest positions



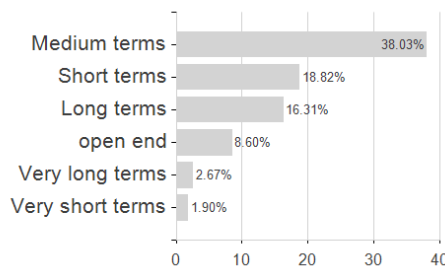
Countries



Issuer



Duration



Currencies

