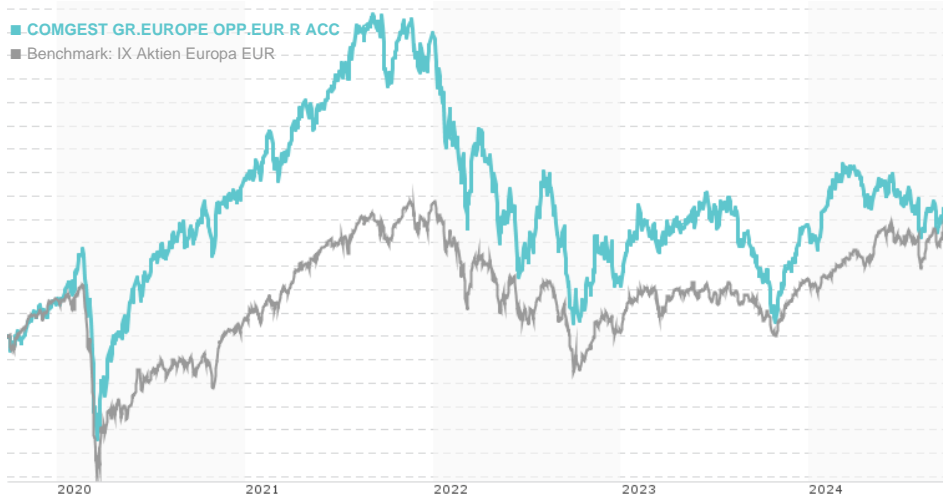


COMGEST GR.EUROPE OPP.EUR R ACC / IE00BD5HXJ66 / A1W565 / Comgest Growth

Last 09/24/2024 <sup>1</sup>	Region	Branch	Type of yield	Type
44.13 EUR	Europe	Mixed Sectors	reinvestment	Equity Fund



Risk key figures

SRI	1	2	3	4	5	6	7
Mountain-View Funds Rating <sup>2</sup>	EDA <sup>3</sup>						
	85						

Yearly Performance

2023	+11.79%
2022	-32.67%
2021	+23.44%
2020	+24.71%
2019	+29.32%

Master data		Conditions		Other figures	
Fund type	Single fund	Issue surcharge	2.00%	Minimum investment	EUR 10.00
Category	Equity	Planned administr. fee	0.00%	Savings plan	-
Sub category	Mixed Sectors	Deposit fees	0.01%	UCITS / OGAW	Yes
Fund domicile	Ireland	Redemption charge	0.00%	Performance fee	0.00%
Tranch volume	(09/24/2024) EUR 68.47 mill.	Ongoing charges	-	Redeployment fee	0.00%
Total volume	(09/24/2024) EUR 667.71 mill.	Dividends		Investment company	
Launch date	11/15/2013	Comgest Growth			
KESt report funds	Yes	46 St. Stephen's Green, D02 WK60, Dublin 2			
Business year start	01.01.	Ireland			
Sustainability type	-	www.comgest.com			
Fund manager	Franz Weis, Eva Fornadi, Denis Callioni				

Performance	1M	6M	YTD	1Y	2Y	3Y	5Y	Since start
Performance	-1.58%	-8.06%	+0.75%	+9.31%	+17.71%	-24.81%	+24.24%	+125.15%
Performance p.a.	-	-	-	+9.31%	+8.51%	-9.06%	+4.43%	+7.76%
Sharpe ratio	-1.25	-1.30	-0.17	0.40	0.30	-0.62	0.05	0.24
Volatility	17.30%	14.52%	14.41%	14.91%	17.01%	20.07%	20.17%	17.76%
Worst month	-	-6.26%	-6.26%	-8.57%	-13.29%	-13.29%	-13.29%	-13.29%
Best month	-	2.55%	6.88%	10.76%	10.76%	13.61%	13.61%	13.61%
Maximum loss	-5.29%	-11.18%	-11.45%	-11.45%	-21.21%	-38.75%	-39.12%	-

Distribution permission

Austria, Germany, Switzerland, Czech Republic

<sup>1</sup> Important note on update status: The displayed date refers exclusively to the calculation of the NAV.

<sup>2</sup> The Mountain-View Data Fund Rating calculates a comparative ranking for funds using yield, volatility and trend data. For more information visit [MVD Funds Rating](#)

<sup>3</sup> Displays the Ethical-Dynamical Ratio calculated according to standard criteria. The maximum value is 100. For more information visit [EDA](#)

DISCLAIMER: The information on this page are for informational purposes only and should neither an offer to sell nor a solicitation for the purchase of the security or recommendation in favor of the security to be understood. baha GmbH assumes no liability despite thorough searches for the accuracy of the data.

Funds data from: www.mountain-view.com. Fact Sheet created by: www.baha.com

**COMGEST GR.EUROPE OPP.EUR R ACC / IE00BD5HXJ66 / A1W565 / Comgest Growth**

**Investment strategy**

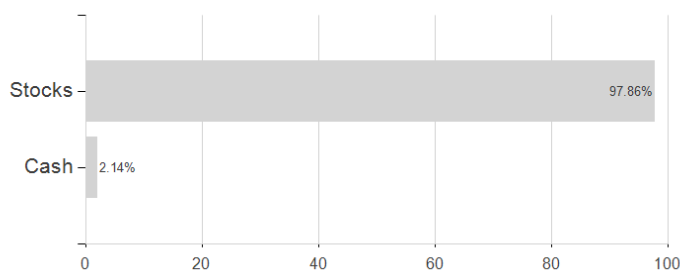
While the Fund will primarily invest in shares and other securities related to shares, it may invest in investment-grade debt securities issued or guaranteed by a government of a European country, where it is deemed in the best interest of the investors. The Fund may invest in units of other UCITS and collective investment schemes, including other sub-funds of Comgest Growth plc. The Fund is actively managed. This means that the Fund manager applies a detailed fundamental analysis in order to selectively pick companies in a discretionary manner. The Fund is not managed relative to a benchmark index, however, the performance of the Fund is compared to the performance of the MSCI Europe (Net Return) Index for comparative and information purposes only.

**Investment goal**

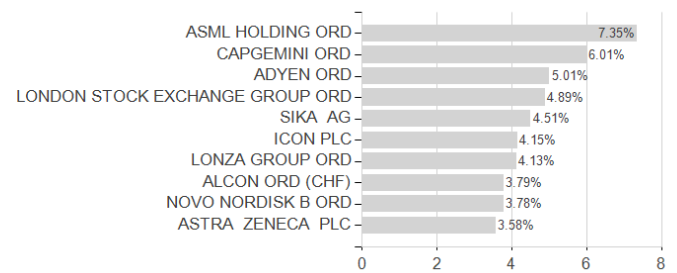
The objective of the Fund is to increase the value of the Fund (capital appreciation) over the long term through investment in high-quality, long-term growth companies. Growth companies are those companies that can sustain above-average earnings growth for an extended period of time. The Fund intends to achieve this objective through investment in a portfolio of "Opportunities" companies, headquartered or carrying out their predominant activity in Europe, which seek to deliver above-average quality earnings growth and are attractively valued. Such companies may have shorter track records and earnings than more established growth companies and may have a higher risk profile.

**Assessment Structure**

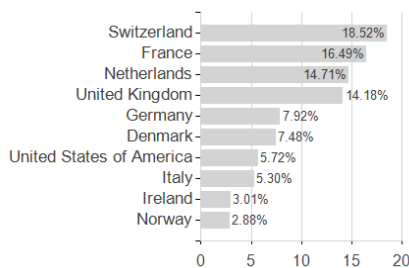
**Assets**



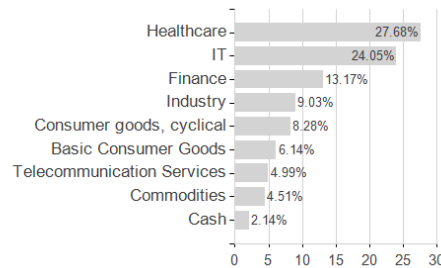
**Largest positions**



**Countries**



**Branches**



**Currencies**

