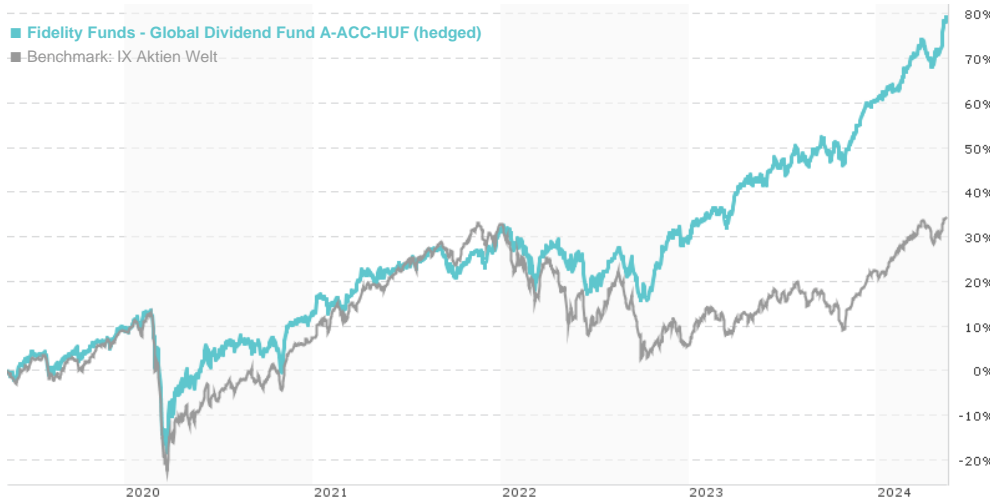


## Fidelity Funds - Global Dividend Fund A-ACC-HUF (hedged) / LU0979393062 / A1103L / FIL IM (LU)

Last 05/15/2024 <sup>1</sup>	Region	Branch	Type of yield	Type
8217.00 HUF	Worldwide	Mixed Sectors	reinvestment	Equity Fund

■ Fidelity Funds - Global Dividend Fund A-ACC-HUF (hedged)  
■ Benchmark: IX Aktien Welt



## Risk key figures

SRI 1 2 3 4 5 6 7

Mountain-View Funds Rating<sup>2</sup>

▲ ▲ ▲ ▲ ▲ ▲

EDA<sup>3</sup>

73

## Yearly Performance

2023	+24.73%
2022	-1.93%
2021	+16.62%
2020	+3.24%
2019	+22.64%

Master data		Conditions		Other figures	
Fund type	Single fund	Issue surcharge	5.25%	Minimum investment	USD 2,500.00
Category	Equity	Planned administr. fee	0.00%	Savings plan	-
Sub category	Mixed Sectors	Deposit fees	0.35%	UCITS / OGAW	Yes
Fund domicile	Luxembourg	Redemption charge	0.00%	Performance fee	0.00%
Tranch volume	(05/15/2024) EUR 21,455.72 mill.	Ongoing charges	-	Redeployment fee	0.00%
Total volume	(04/30/2024) EUR 11,314.90 mill.	Dividends		Investment company	
Launch date	11/5/2013			FIL IM (LU)	
KESt report funds	Yes			Kärntner Straße 9, Top 8, 1010, Wien	
Business year start	01.05.			Austria	
Sustainability type	-			https://www.fidelity.at	
Fund manager	Daniel Roberts				

Performance	1M	6M	YTD	1Y	2Y	3Y	5Y	Since start
Performance	+5.25%	+17.57%	+11.58%	+25.26%	+43.40%	+46.42%	+81.31%	+173.90%
Performance p.a.	-	-	-	+25.18%	+19.75%	+13.57%	+12.62%	+10.04%
Sharpe ratio	9.56	5.51	4.54	2.89	1.65	0.95	0.65	0.52
Volatility	8.64%	6.31%	6.82%	7.41%	9.67%	10.32%	13.50%	11.90%
Worst month	-	-1.55%	-1.55%	-1.55%	-5.43%	-5.43%	-7.76%	-7.76%
Best month	-	5.92%	4.45%	5.92%	7.04%	7.04%	10.80%	10.80%
Maximum loss	-1.29%	-3.57%	-3.57%	-4.18%	-9.21%	-12.66%	-27.99%	-

## Distribution permission

Austria, Germany, Switzerland, Luxembourg

<sup>1</sup> Important note on update status: The displayed date refers exclusively to the calculation of the NAV.

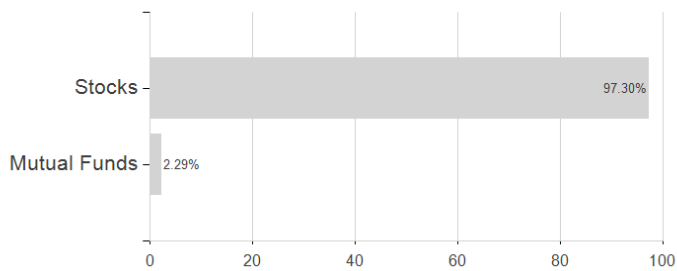
## Fidelity Funds - Global Dividend Fund A-ACC-HUF (hedged) / LU0979393062 / A1103L / FIL IM (LU)

2 The Mountain-View Data Fund Rating calculates a comparative ranking for funds using yield, volatility and trend data. For more information visit [MVD Funds Rating](#)

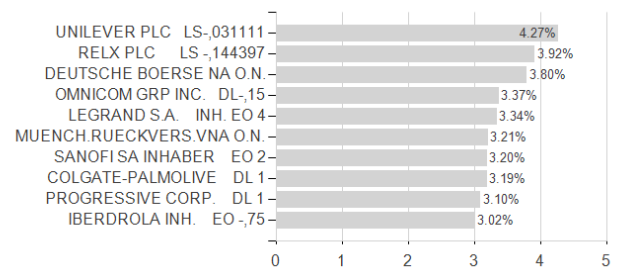
3 Displays the Ethical-Dynamical Ratio calculated according to standard criteria. The maximum value is 100. For more information visit [EDA](#)

### Assessment Structure

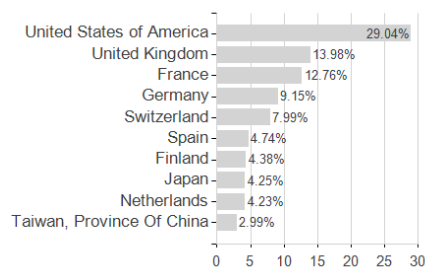
#### Assets



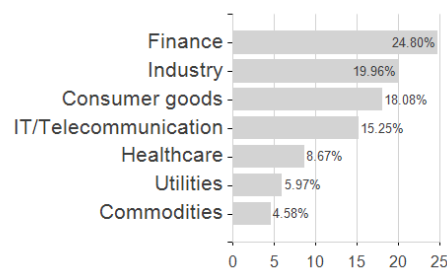
#### Largest positions



#### Countries



#### Branches



#### Currencies

