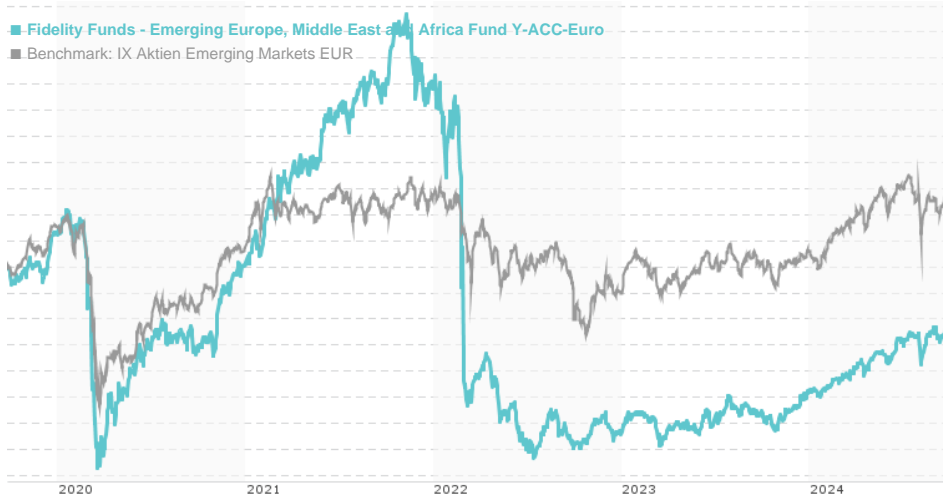


Fidelity Funds - Emerging Europe, Middle East and Africa Fund Y-ACC-Euro / LU0936576247 / A1W4TK / FIL IM (LU)

Last 09/24/2024 ¹	Region	Branch	Type of yield	Type
11.58 EUR	Emerging Markets	Mixed Sectors	reinvestment	Equity Fund



Risk key figures

SRI	1	2	3	4	5	6	7
Mountain-View Funds Rating ²	EDA ³						
	76						

Yearly Performance

2023	+12.49%
2022	-49.53%
2021	+33.23%
2020	-4.97%
2019	+25.29%

Master data		Conditions		Other figures	
Fund type	Single fund	Issue surcharge	0.00%	Minimum investment	USD 2,500.00
Category	Equity	Planned administr. fee	0.00%	Savings plan	-
Sub category	Mixed Sectors	Deposit fees	0.00%	UCITS / OGAW	Yes
Fund domicile	Luxembourg	Redemption charge	0.00%	Performance fee	0.00%
Tranch volume	(09/23/2024) EUR 3.94 mill.	Ongoing charges	-	Redeployment fee	0.00%
Total volume	(08/30/2024) EUR 211.80 mill.	Dividends		Investment company	
Launch date	9/12/2013	FIL IM (LU)			
KESt report funds	Yes	Kärntner Straße 9, Top 8, 1010, Wien			
Business year start	01.05.	Austria			
Sustainability type	-	https://www.fidelity.at			
Fund manager	Zoltan Palfi, Chris Tennant, Nick Price				

Performance	1M	6M	YTD	1Y	2Y	3Y	5Y	Since start
Performance	+0.96%	+11.45%	+16.15%	+23.81%	+34.20%	-33.71%	-11.40%	+15.80%
Performance p.a.	-	-	-	+23.81%	+15.87%	-12.80%	-2.39%	+1.34%
Sharpe ratio	0.94	1.74	1.80	1.86	1.08	-0.72	-0.25	-0.10
Volatility	9.89%	11.90%	10.74%	10.99%	11.56%	22.62%	23.25%	20.63%
Worst month	-	-1.11%	-1.11%	-5.05%	-6.01%	-34.29%	-34.29%	-34.29%
Best month	-	5.63%	5.63%	5.87%	6.55%	6.55%	14.93%	14.93%
Maximum loss	-3.37%	-7.09%	-7.09%	-7.09%	-9.15%	-57.29%	-57.29%	-

Distribution permission

Austria, Germany, Switzerland, Czech Republic

¹ Important note on update status: The displayed date refers exclusively to the calculation of the NAV.

² The Mountain-View Data Fund Rating calculates a comparative ranking for funds using yield, volatility and trend data. For more information visit [MVD Funds Rating](#)

³ Displays the Ethical-Dynamical Ratio calculated according to standard criteria. The maximum value is 100. For more information visit [EDA](#)

DISCLAIMER: The information on this page are for informational purposes only and should neither an offer to sell nor a solicitation for the purchase of the security or recommendation in favor of the security to be understood. baha GmbH assumes no liability despite thorough searches for the accuracy of the data.

Funds data from: www.mountain-view.com. Fact Sheet created by: www.baha.com

Fidelity Funds - Emerging Europe, Middle East and Africa Fund Y-ACC-Euro / LU0936576247 / A1W4TK / FIL IM (LU)

Investment strategy

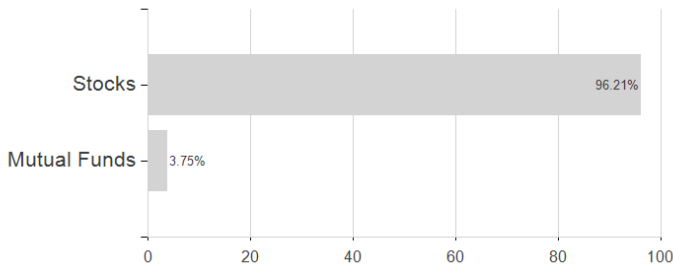
The fund invests at least 70% of its assets, in equities of companies that are headquartered or do most of their business in less developed countries of Central, Eastern and Southern Europe (including Russia), Middle East and Africa including those that are considered as emerging markets according to the MSCI EM Europe, Middle East and Africa Index. The fund may also invest in money market instruments on an ancillary basis.

Investment goal

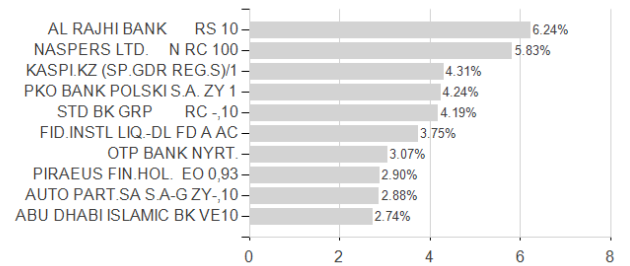
he fund aims to achieve capital growth over the long term.

Assessment Structure

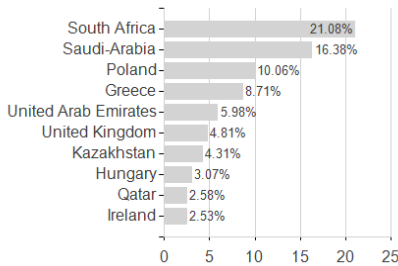
Assets



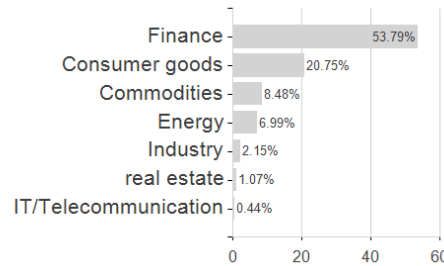
Largest positions



Countries



Branches



Currencies

