

iShares S&P 500 I.T.S.U.E.USD A / IE00B3WJKG14 / A142N1 / BlackRock AM (IE)

Last 04/22/2024 ¹	Country	Branch	Type of yield	Type
25.86 USD	United States of America	ETF Stocks	reinvestment	Alternative Investm.

■ iShares S&P 500 I.T.S.U.E.USD A
■ Benchmark: IX ETF Aktien Technologie/Inform.



Risk key figures

SRI 1 2 3 4 5 6 7

Mountain-View Funds Rating²EDA³

80

Yearly Performance

2023	+57.57%
2022	-28.43%
2021	+33.46%
2020	+42.66%
2019	+49.74%

Master data		Conditions		Other figures	
Fund type	Single fund	Issue surcharge	0.00%	Minimum investment	UNT 1
Category	Equity	Planned administr. fee	0.00%	Savings plan	Yes
Sub category	ETF Stocks	Deposit fees	0.00%	UCITS / OGAW	Yes
Fund domicile	Ireland	Redemption charge	0.00%	Performance fee	0.00%
Tranch volume	(04/22/2024) USD 6,135.24 mill.	Ongoing charges	-	Redeployment fee	0.00%
Total volume	(04/22/2024) USD 6,135.24 mill.	Dividends		Investment company	
Launch date	11/19/2015	BlackRock AM (IE)			
KESt report funds	Yes	12 Throgmorton Avenue, EC2N 2DL, London			
Business year start	01.12.	United Kingdom			
Sustainability type	-	https://www.blackrock.com			
Fund manager	BlackRock Asset Management Ireland Limited				

Performance	1M	6M	YTD	1Y	2Y	3Y	5Y	Since start
Performance	-8.40%	+22.56%	+5.03%	+39.27%	+44.10%	+46.45%	+164.63%	+415.14%
Performance p.a.	-	-	-	+39.39%	+20.01%	+13.55%	+21.47%	+21.46%
Sharpe ratio	-4.10	2.54	0.67	1.88	0.64	0.40	0.65	0.74
Volatility	16.65%	18.47%	20.37%	18.95%	25.18%	24.12%	27.22%	23.81%
Worst month	-	-7.22%	-7.22%	-7.22%	-12.06%	-12.06%	-12.06%	-12.06%
Best month	-	13.10%	6.66%	13.10%	13.61%	13.61%	13.74%	13.74%
Maximum loss	-9.55%	-9.55%	-9.55%	-11.55%	-22.89%	-33.69%	-33.69%	-

Distribution permission

Austria, Germany, Switzerland

¹ Important note on update status: The displayed date refers exclusively to the calculation of the NAV.

DISCLAIMER: The information on this page are for informational purposes only and should neither an offer to sell nor a solicitation for the purchase of the security or recommendation in favor of the security to be understood. baha GmbH assumes no liability despite thorough searches for the accuracy of the data.

Funds data from: www.mountain-view.com. Fact Sheet created by: www.baha.com

Created: 04/23/2024

iShares S&P 500 I.T.S.U.E.USD A / IE00B3WJKG14 / A142N1 / BlackRock AM (IE)

2 The Mountain-View Data Fund Rating calculates a comparative ranking for funds using yield, volatility and trend data. For more information visit [MVD Funds Rating](#)

3 Displays the Ethical-Dynamical Ratio calculated according to standard criteria. The maximum value is 100. For more information visit [EDA](#)

Investment strategy

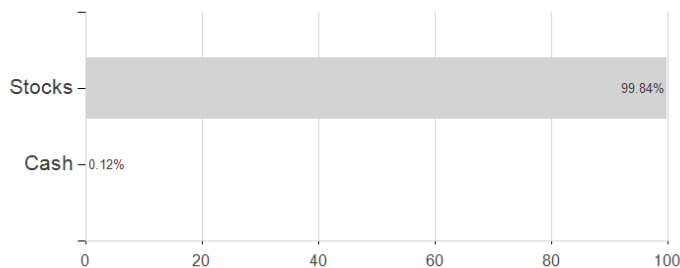
The Index measures the performance of stocks from S&P 500 Index which are within the Global Industry Classification Standard (GICS) information technology sector. The S&P 500 Index measures the performance of 500 stocks from top US companies in leading industries of the US economy which meet S&P's size, liquidity and free float criteria. The GICS information technology sector currently covers the following general areas: firstly, Software & Services, including, among others, companies that primarily develop and produce software for applications for the business consumer market, systems and database management and companies that provide information technology consulting and services, as well as, companies providing services and infrastructure for the internet industry (e.g. data services, cloud networking, storage infrastructure, web hosting), secondly Technology Hardware & Equipment, including, among others, manufacturer and distributors of communications equipment, computers and peripherals, electronic equipment and related instruments, and thirdly, Semiconductors & Semiconductor Equipment Manufacturers. The Fund intends to replicate the Index by holding the equity securities, which make up the Index, in similar proportions to it.

Investment goal

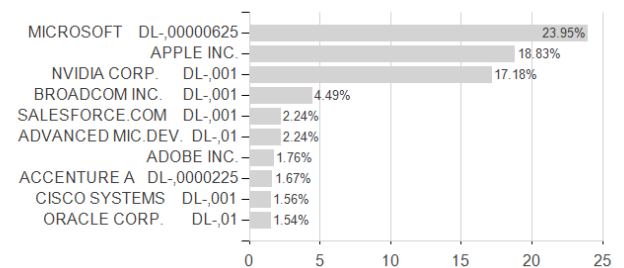
The Share Class is a share class of a Fund which aims to achieve a return on your investment, through a combination of capital growth and income on the Fund's assets, which reflects the return of the S&P 500 Capped 35/20 Information Technology Index, the Fund's benchmark index (Index). The Share Class, via the Fund is passively managed and invests in equity securities (e.g. shares) that, so far as possible and practicable, make up the Index.

Assessment Structure

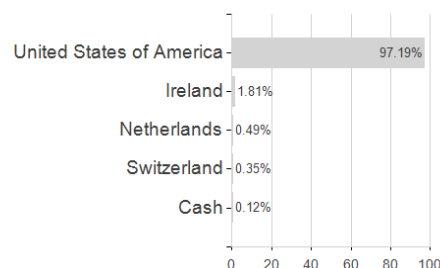
Assets



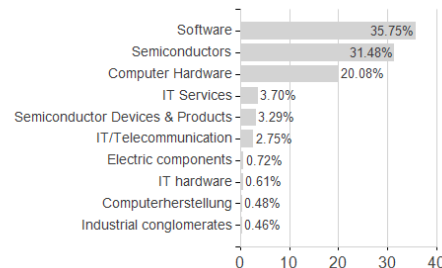
Largest positions



Countries



Branches



Currencies

