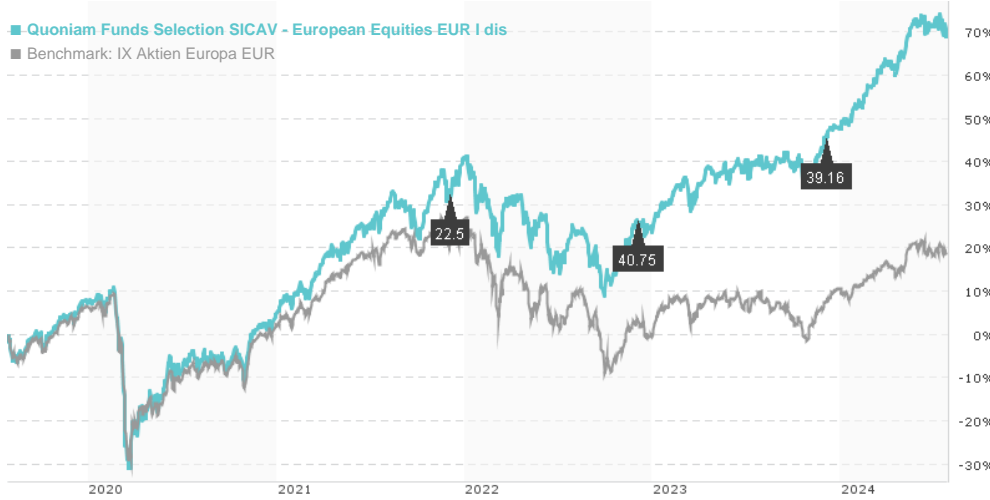


Quoniam Funds Selection SICAV - European Equities EUR I dis / LU1120174377 / A12C7B / Union Investment(LU)

Last 07/25/2024 ¹	Region	Branch	Type of yield	Type
1881.22 EUR	Europe	Mixed Sectors	paying dividend	Equity Fund



Risk key figures

SRI	1	2	3	4	5	6	7
Mountain-View Funds Rating ²	EDA ³						
	83						

Yearly Performance

2023	+19.77%
2022	-12.12%
2021	+34.56%
2020	-2.52%
2019	+24.88%

Master data		Conditions		Other figures	
Fund type	Single fund	Issue surcharge	0.00%	Minimum investment	EUR 1,000,000.00
Category	Equity	Planned administr. fee	0.00%	Savings plan	-
Sub category	Mixed Sectors	Deposit fees	0.00%	UCITS / OGAW	Yes
Fund domicile	Luxembourg	Redemption charge	0.00%	Performance fee	0.00%
Tranch volume	(07/25/2024) EUR 130.45 mill.	Ongoing charges	-	Redeployment fee	0.00%
Total volume	(07/25/2024) EUR 161.78 mill.	Dividends		Investment company	
Launch date	11/28/2014	04.12.2023	39.16 EUR	Union Investment(LU)	
KESt report funds	Yes	02.12.2022	40.75 EUR	308, route d'Esch, 1471, Luxembourg	
Business year start	01.10.	02.12.2021	22.50 EUR	Luxembourg	
Sustainability type	-	02.12.2020	19.72 EUR	https://www.union-investment.lu	
Fund manager	-	03.12.2019	27.19 EUR		

Performance	1M	6M	YTD	1Y	2Y	3Y	5Y	Since start
Performance	-1.35%	+11.10%	+14.16%	+20.29%	+38.04%	+31.48%	+69.60%	+128.85%
Performance p.a.	-	-	-	+20.23%	+17.47%	+9.55%	+11.13%	+8.95%
Sharpe ratio	-1.90	2.15	2.46	1.77	1.22	0.42	0.42	0.32
Volatility	9.97%	9.23%	9.32%	9.39%	11.34%	14.07%	17.54%	16.60%
Worst month	-	-1.45%	-1.45%	-2.76%	-6.25%	-8.18%	-16.96%	-16.96%
Best month	-	4.70%	4.70%	5.91%	7.01%	7.37%	13.79%	13.79%
Maximum loss	-2.91%	-2.91%	-2.91%	-5.24%	-13.08%	-22.88%	-37.77%	-

Distribution permission

Austria, Germany, Luxembourg

¹ Important note on update status: The displayed date refers exclusively to the calculation of the NAV.

² The Mountain-View Data Fund Rating calculates a comparative ranking for funds using yield, volatility and trend data. For more information visit [MVD Funds Rating](#)

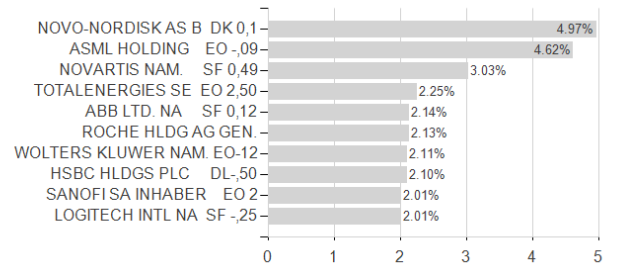
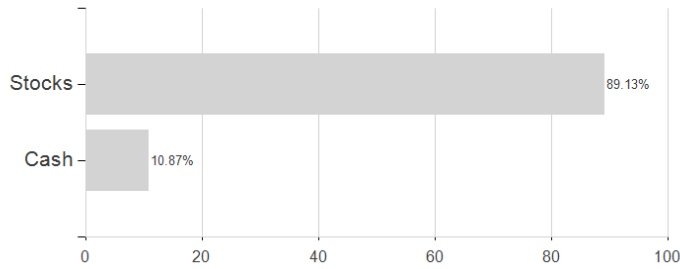
³ Displays the Ethical-Dynamical Ratio calculated according to standard criteria. The maximum value is 100. For more information visit [EDA](#)

Quoniam Funds Selection SICAV - European Equities EUR I dis / LU1120174377 / A12C7B / Union Investment(LU)

Assessment Structure

Assets

Largest positions



Countries

Branches

Currencies

