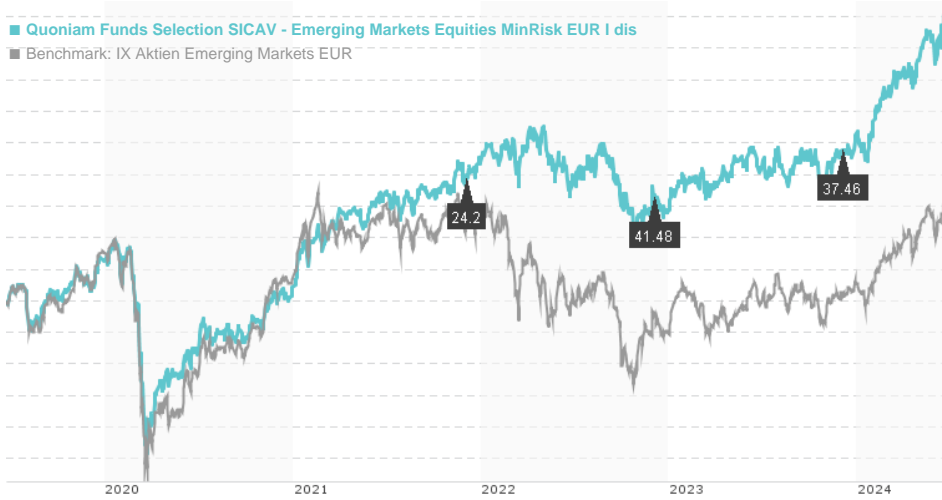


Quoniam Funds Selection SICAV - Emerging Markets Equities MinRisk EUR I dis / LU1120174450 / A12C7C / Union

Last 06/20/2024 ¹	Region	Branch	Type of yield	Type
1327.57 EUR	Emerging Markets	Mixed Sectors	paying dividend	Equity Fund



Risk key figures

SRI	1	2	3	4	5	6	7
Mountain-View Funds Rating ²							EDA ³
							72

Yearly Performance

2023	+10.59%
2022	-6.29%
2021	+19.32%
2020	-3.87%
2019	+15.53%

Master data		Conditions		Other figures	
Fund type	Single fund	Issue surcharge	0.00%	Minimum investment	EUR 1,000,000.00
Category	Equity	Planned administr. fee	0.00%	Savings plan	-
Sub category	Mixed Sectors	Deposit fees	0.00%	UCITS / OGAW	Yes
Fund domicile	Luxembourg	Redemption charge	0.00%	Performance fee	0.00%
Tranch volume	(06/20/2024) USD 313.74 mill.	Ongoing charges	-	Redeployment fee	0.00%
Total volume	(06/20/2024) USD 467.44 mill.	Dividends		Investment company	
Launch date	11/28/2014	04.12.2023	37.46 EUR	Union Investment(LU) 308, route d'Esch, 1471, Luxembourg Luxembourg https://www.union-investment.lu	
KESt report funds	Yes	02.12.2022	41.48 EUR		
Business year start	01.10.	02.12.2021	24.20 EUR		
Sustainability type	-	02.12.2020	25.14 EUR		
Fund manager	-	03.12.2019	28.13 EUR		

Performance	1M	6M	YTD	1Y	2Y	3Y	5Y	Since start
Performance	+2.19%	+17.41%	+15.03%	+18.53%	+23.62%	+25.54%	+44.72%	+69.17%
Performance p.a.	-	-	-	+18.47%	+11.17%	+7.88%	+7.67%	+5.65%
Sharpe ratio	1.93	3.16	2.88	1.40	0.66	0.37	0.30	0.14
Volatility	13.73%	10.84%	10.89%	10.55%	11.40%	11.31%	13.22%	13.74%
Worst month	-	-0.38%	-0.38%	-3.25%	-6.43%	-6.43%	-16.49%	-16.49%
Best month	-	5.65%	5.65%	5.65%	5.65%	5.65%	8.59%	9.58%
Maximum loss	-3.57%	-3.74%	-3.74%	-5.10%	-11.47%	-13.32%	-30.74%	-

Distribution permission

Austria, Germany, Switzerland, Luxembourg

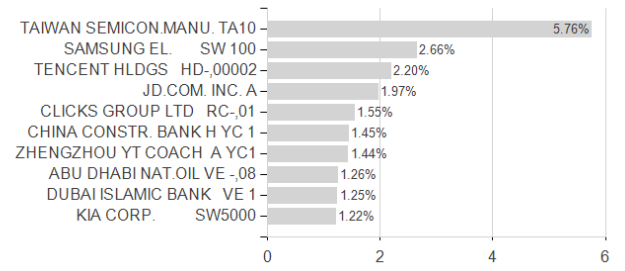
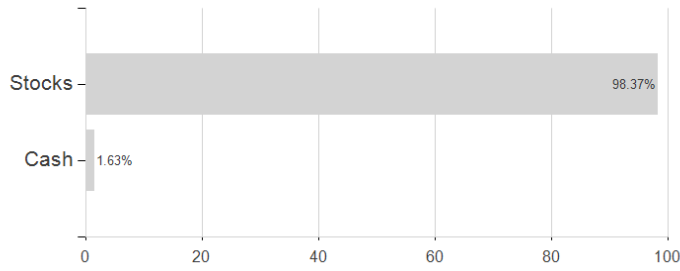
¹ Important note on update status: The displayed date refers exclusively to the calculation of the NAV.
² The Mountain-View Data Fund Rating calculates a comparative ranking for funds using yield, volatility and trend data. For more information visit [MVD Funds Rating](#)
³ Displays the Ethical-Dynamical Ratio calculated according to standard criteria. The maximum value is 100. For more information visit [EDA](#)

Quoniam Funds Selection SICAV - Emerging Markets Equities MinRisk EUR I dis / LU1120174450 / A12C7C / Union

Assessment Structure

Assets

Largest positions



Countries

Branches

Currencies

