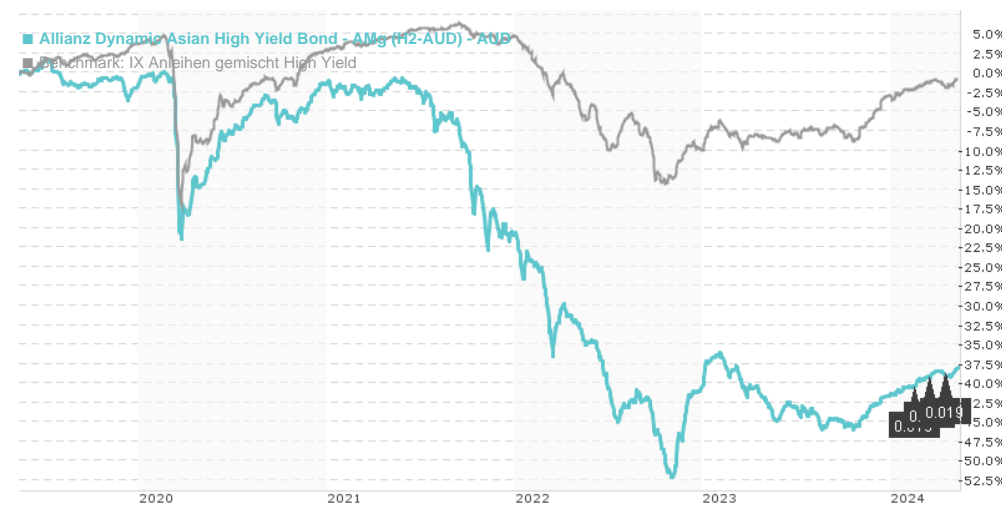


Allianz Dynamic Asian High Yield Bond - AMg (H2-AUD) - AUD / LU1282650156 / A14ZMD / Allianz GI.Investors

Last 05/13/2024 ¹	Region	Branch	Type of yield	Type
3.94 AUD	Asia	Bonds: Mixed	paying dividend	Fixed-Income Fund



Risk key figures

SRI 1 2 3 4 5 6 7

Mountain-View Funds Rating² EDA³

75

Yearly Performance

2023	-1.74%
2022	-24.83%
2021	-19.82%
2020	+0.38%
2019	+5.31%

Master data		Conditions		Other figures	
Fund type	Single fund	Issue surcharge	5.00%	Minimum investment	UNT 0
Category	Bonds	Planned administr. fee	0.00%	Savings plan	-
Sub category	Bonds: Mixed	Deposit fees	0.00%	UCITS / OGAW	Yes
Fund domicile	Luxembourg	Redemption charge	0.00%	Performance fee	0.00%
Tranch volume	(05/13/2024) EUR 22.78 mill.	Ongoing charges	-	Redeployment fee	0.00%
Total volume	(04/19/2024) EUR 491.47 mill.	Dividends		Investment company	
Launch date	9/25/2015	15.04.2024	0.02 AUD	Allianz GI.Investors Bockenheimer Landstraße 42-44, 60323, Frankfurt am Main Germany https://www.allianzgi.com	
KESr report funds	No	15.03.2024	0.02 AUD		
Business year start	01.10.	15.02.2024	0.02 AUD		
Sustainability type	-	15.01.2024	0.02 AUD		
Fund manager	Mark Tay, Jenny Zeng	15.12.2023	0.02 AUD		

Performance	1M	6M	YTD	1Y	2Y	3Y	5Y	Since start
Performance	+1.24%	+11.55%	+6.09%	+9.22%	-5.49%	-37.51%	-38.21%	-21.42%
Performance p.a.	-	-	-	+9.24%	-2.78%	-14.51%	-9.17%	-2.75%
Sharpe ratio	3.44	6.37	4.18	1.02	-0.74	-1.85	-1.44	-0.92
Volatility	3.96%	3.30%	3.34%	5.35%	8.89%	9.93%	9.02%	7.12%
Worst month	-	-0.69%	-0.69%	-4.49%	-9.60%	-9.60%	-17.01%	-17.01%
Best month	-	5.08%	2.05%	5.08%	16.53%	16.53%	16.53%	16.53%
Maximum loss	-0.71%	-1.32%	-1.32%	-6.25%	-27.07%	-51.79%	-52.97%	-

Distribution permission

Germany, Switzerland, Luxembourg

¹ Important note on update status: The displayed date refers exclusively to the calculation of the NAV.

² The Mountain-View Data Fund Rating calculates a comparative ranking for funds using yield, volatility and trend data. For more information visit [MVD Funds Rating](#)

³ Displays the Ethical-Dynamical Ratio calculated according to standard criteria. The maximum value is 100. For more information visit [EDA](#)

Allianz Dynamic Asian High Yield Bond - AMg (H2-AUD) - AUD / LU1282650156 / A14ZMD / Allianz GI.Investors

Investment strategy

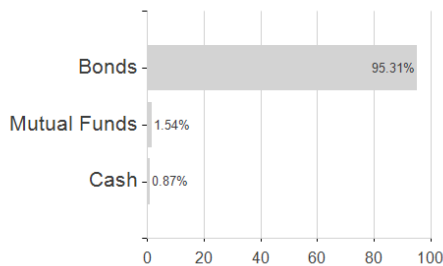
Min. 70% of Sub-Fund assets are invested in USDdenominated bonds. Max. 10% of Sub-Fund assets may be invested in convertible bonds. Max. 30% of Sub-Fund assets may be invested in bonds other than described in the investment objective. Max. 20% of Sub -Fund assets may be invested in the PRC bond markets. Max. 100% Sub-Fund assets may be held in deposits and/or may be invested directly in Money Market Instruments and/or (up to 10% of Sub-Fund assets) in money market funds on a temporary basis for liquidity management and/or defensive purpose. Max. 20% RMB Currency Exposure. The duration of the Sub-Fund assets should be between zero and 10 years. We manage this Sub-Fund in reference to a Benchmark which plays a role for the Sub-Fund"s performance objectives and measures.

Investment goal


Long-term capital growth and income by investing in high yield rated Debt Securities of Asian bond markets. Min. 70% of Sub-Fund assets are invested in high-yield bonds bearing a typically higher risk and higher potential of gains as described in the investment objective, within this limit max. 10% of Sub-Fund assets may be invested in bonds with a rating of CC (Standard & Poor"s) or lower (including defaulted securities). Sub- Fund assets may be invested , even completely, in Emerging Markets.

Assessment Structure

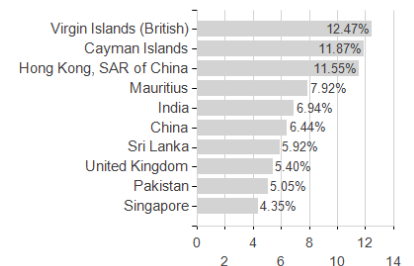
Assets



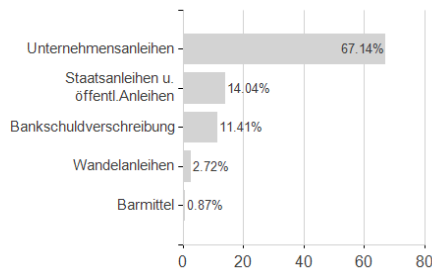
Largest positions



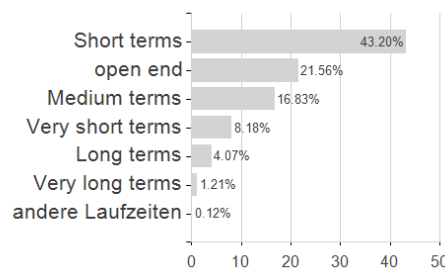
Countries



Issuer



Duration



Currencies

