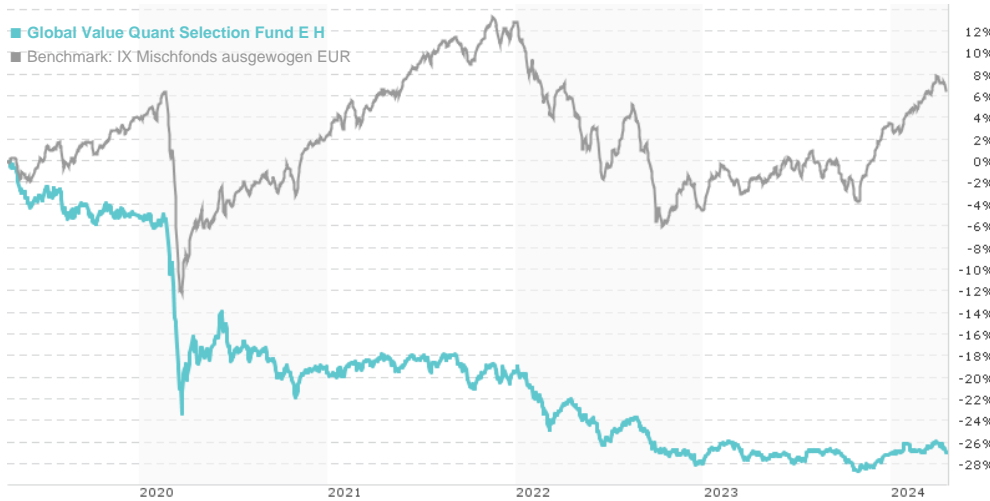


## Global Value Quant Selection Fund E H / LI0278323840 / A14W9Y / Ahead Wealth Sol.

Last 04/17/2024 <sup>1</sup>	Region	Branch	Type of yield	Type
71.22 EUR	Worldwide	Mixed Fund/Balanced	reinvestment	Mixed Fund

■ Global Value Quant Selection Fund E H  
■ Benchmark: IX Mischfonds ausgewogen EUR



## Risk key figures

SRI 1 2 3 4 5 6 7

Mountain-View Funds Rating<sup>2</sup>EDA<sup>3</sup>

69

## Yearly Performance

2023	+1.30%
2022	-10.53%
2021	+0.09%
2020	-15.15%
2019	+1.57%

Master data		Conditions		Other figures	
Fund type	Single fund	Issue surcharge	5.00%	Minimum investment	UNT 1
Category	Mixed Fund	Planned administr. fee	0.00%	Savings plan	-
Sub category	Mixed Fund/Balanced	Deposit fees	0.00%	UCITS / OGAW	Yes
Fund domicile	Liechtenstein	Redemption charge	0.00%	Performance fee	15.00%
Tranch volume	(04/17/2024) CHF 5.03 mill.	Ongoing charges	-	Redeployment fee	0.00%
Total volume	(04/17/2024) CHF 5.59 mill.	Dividends		Investment company	
Launch date	2/26/2016	Ahead Wealth Sol.			
KESt report funds	Yes	Austrasse 37, 9490, Vaduz			
Business year start	01.01.	Liechtenstein			
Sustainability type	-	<a href="https://www.ahead.li">https://www.ahead.li</a>			
Fund manager	-				

Performance	1M	6M	YTD	1Y	2Y	3Y	5Y	Since start
Performance	-0.63%	+1.48%	+0.20%	+0.01%	-6.26%	-10.99%	-26.83%	-28.78%
Performance p.a.	-	-	-	+0.01%	-3.19%	-3.81%	-6.05%	-4.08%
Sharpe ratio	-3.71	-0.33	-1.16	-1.49	-2.03	-1.91	-1.71	-1.40
Volatility	3.04%	2.77%	2.77%	2.62%	3.50%	4.04%	5.82%	5.73%
Worst month	-	-1.83%	-1.33%	-1.83%	-3.07%	-3.07%	-9.35%	-9.35%
Best month	-	1.41%	1.41%	1.41%	2.04%	2.04%	3.06%	4.14%
Maximum loss	-1.33%	-1.33%	-1.33%	-2.85%	-8.58%	-13.29%	-28.64%	-

## Distribution permission

Austria, Germany, Switzerland

1 Important note on update status: The displayed date refers exclusively to the calculation of the NAV.

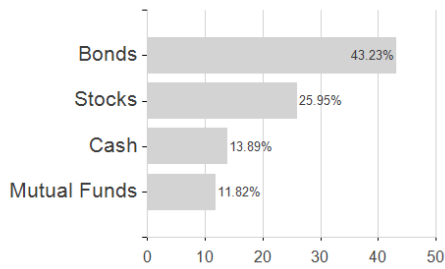
2 The Mountain-View Data Fund Rating calculates a comparative ranking for funds using yield, volatility and trend data. For more information visit [MVD Funds Rating](#)

3 Displays the Ethical-Dynamical Ratio calculated according to standard criteria. The maximum value is 100. For more information visit [EDA](#)

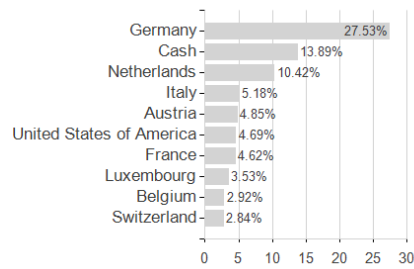
## Global Value Quant Selection Fund E H / LI0278323840 / A14W9Y / Ahead Wealth Sol.

### Assessment Structure

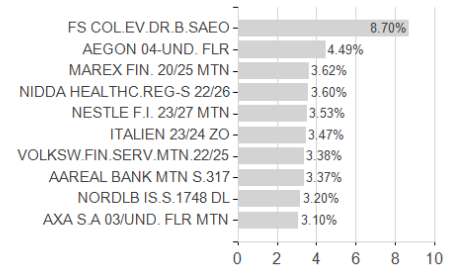
#### Assets



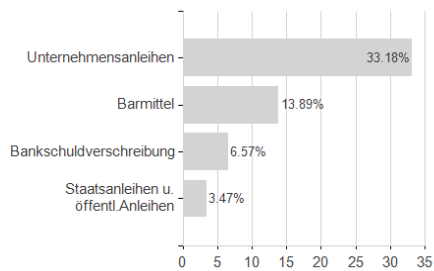
#### Countries



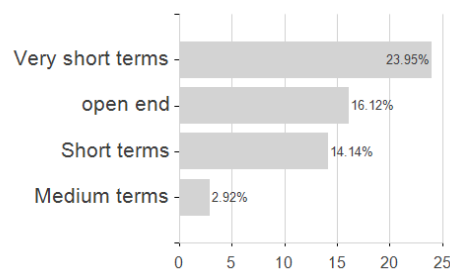
#### Largest positions



#### Issuer



#### Duration



#### Currencies

