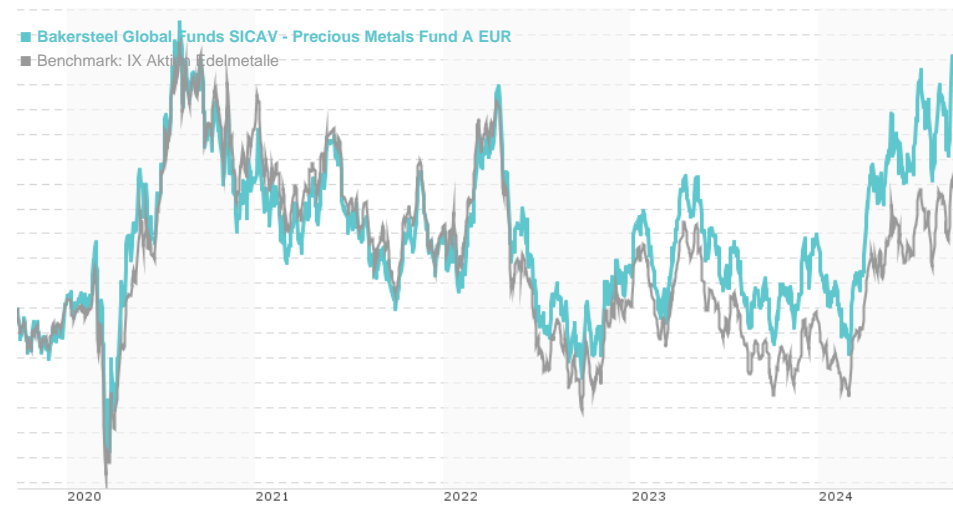


Bakersteel Global Funds SICAV - Precious Metals Fund A EUR / LU1128909394 / A12FT0 / IPConcept (LU)

Last 09/25/2024 ¹	Region	Branch	Type of yield	Type
375.04 EUR	Worldwide	Sector Precious Metals	reinvestment	Equity Fund



Risk key figures

SRI	1	2	3	4	5	6	7
Mountain-View Funds Rating ²							EDA ³
							80

Yearly Performance

2023	+5.22%
2022	-5.15%
2021	-9.93%
2020	+24.32%
2019	+54.08%

Master data		Conditions		Other figures	
Fund type	Single fund	Issue surcharge	5.00%	Minimum investment	UNT 0
Category	Equity	Planned administr. fee	0.00%	Savings plan	-
Sub category	Sector Precious Metals	Deposit fees	0.08%	UCITS / OGAW	Yes
Fund domicile	Luxembourg	Redemption charge	0.00%	Performance fee	15.00%
Tranch volume	(09/25/2024) EUR 53.94 mill.	Ongoing charges	-	Redeployment fee	0.00%
Total volume	(09/25/2024) EUR 742.50 mill.	Dividends		Investment company	
Launch date	4/22/2015			IPConcept (LU)	
KESt report funds	Yes			4, rue Thomas Edison, 1445, Strassen	
Business year start	01.01.			Luxembourg	
Sustainability type	-			http://www.ipconcept.com	
Fund manager	Baker Steel Capital Managers LLP				

Performance	1M	6M	YTD	1Y	2Y	3Y	5Y	Since start
Performance	+8.82%	+45.78%	+37.80%	+52.67%	+75.32%	+52.64%	+51.77%	+275.53%
Performance p.a.	-	-	-	+52.50%	+32.41%	+15.15%	+8.69%	+15.05%
Sharpe ratio	4.76	3.40	1.67	1.65	1.00	0.40	0.16	0.39
Volatility	37.06%	31.74%	30.85%	29.76%	29.07%	29.43%	33.36%	29.93%
Worst month	-	-4.20%	-12.10%	-12.10%	-15.22%	-15.22%	-18.62%	-21.21%
Best month	-	21.78%	21.78%	21.78%	21.78%	21.78%	38.91%	38.91%
Maximum loss	-8.47%	-15.12%	-18.99%	-20.85%	-28.33%	-40.49%	-45.37%	-

Distribution permission

Austria, Germany, Switzerland, Czech Republic

¹ Important note on update status: The displayed date refers exclusively to the calculation of the NAV.

² The Mountain-View Data Fund Rating calculates a comparative ranking for funds using yield, volatility and trend data. For more information visit [MVD Funds Rating](#)

³ Displays the Ethical-Dynamical Ratio calculated according to standard criteria. The maximum value is 100. For more information visit [EDA](#)

Bakersteel Global Funds SICAV - Precious Metals Fund A EUR / LU1128909394 / A12FT0 / IPConcept (LU)

Investment strategy

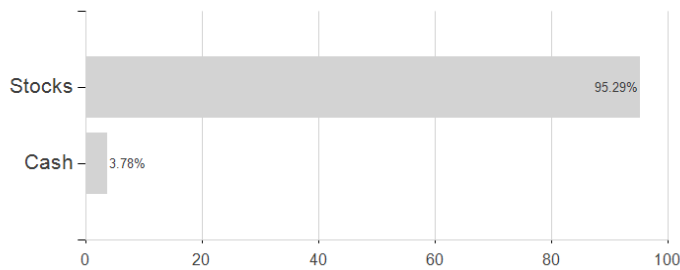
Aside from financial aspects, the sub-fund also takes environmental and social aspects and the principles of good corporate governance (Environment, Social, Governance - ESG) into account in its investment decision-making process in accordance with the Investment Manager's ESG Policy. Detailed information on the responsible investment principles of the Investment Manager and the Management Company can be found on their respective websites. This sub-fund is an equity fund. The sub-fund's invests at least two thirds of its total assets in equity securities of businesses engaged in precious metals activities. The sub-fund can invest up to one third of its total assets in other transferable securities which do not meet the above criteria, such as equities, bonds, moneymarket, certificates, other structured products (e.g. reverse convertible bonds, warrant-linked bonds, convertible bonds) and in units of UCITS and/or other UCIs as well as in liquid funds and fixed-term deposits. The sub-fund may use derived financial instruments ("derivatives") in order to achieve the aforementioned investment objectives as well as for investment and hedging purposes.

Investment goal

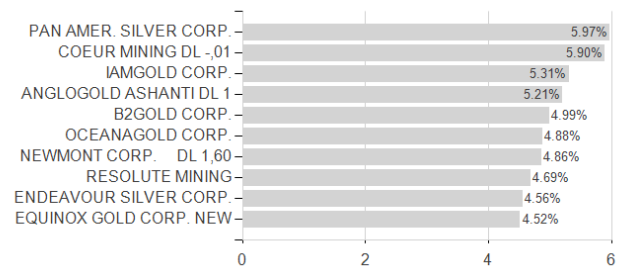
The investment objective of BAKERSTEEL GLOBAL FUNDS SICAV - Precious Metals Fund ("sub-fund") is to achieve an appropriate return commensurate with the investment risk. The sub-fund is actively managed. The composition of the portfolio is established, regularly reviewed and adjusted where appropriate by the Fund Manager in accordance with the criteria defined in the investment objectives/investment policy. The performance of the sub-fund is compared to the index MSCI ACWI Select Gold Miners IMI Index ('Index'). The index has no direct influence on the composition of the portfolio of the sub-fund. The performance of the subfund may therefore differ significantly from the index.

Assessment Structure

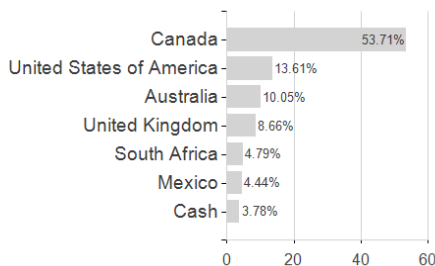
Assets



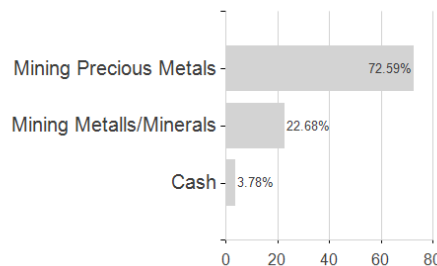
Largest positions



Countries



Branches



Currencies

