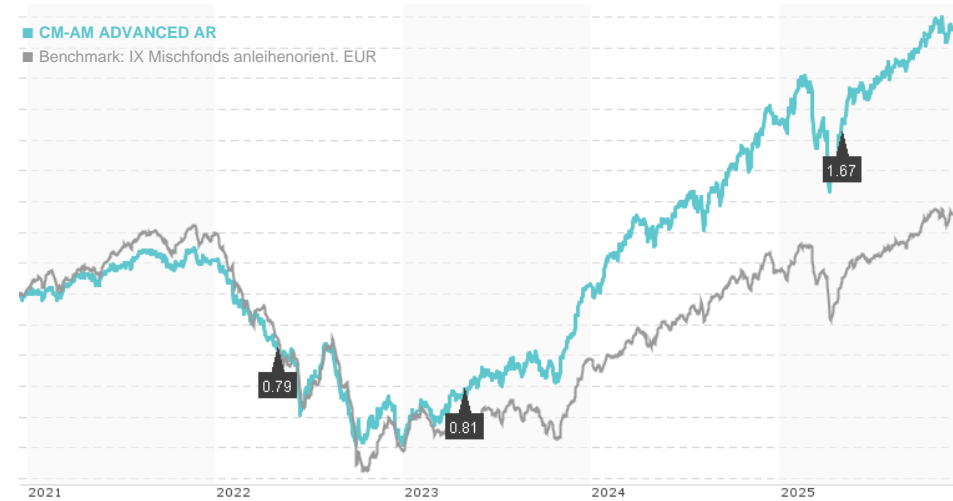


**CM-AM ADVANCED AR / FR0011278720 / A1J3PD / Crédit Mutuel AM**

Last 12/10/2025 <sup>1</sup>	Region	Branch	Type of yield	Type
119.78 EUR	Worldwide	Mixed Fund/Focus Bonds	paying dividend	Mixed Fund



**Risk key figures**

SRI 1 2 3 4 5 6 7

Mountain-View Funds Rating<sup>2</sup> EDA<sup>3</sup>

▲▲▲▲▲▲ 80

**Yearly Performance**

2024	+10.40%
2023	+11.47%
2022	-11.68%
2021	+2.16%
2020	+0.25%

Master data		Conditions		Other figures	
Fund type	Single fund	Issue surcharge	4.00%	Minimum investment	UNT 1
Category	Mixed Fund	Planned administr. fee	0.00%	Savings plan	Yes
Sub category	Mixed Fund/Focus Bonds	Deposit fees	0.00%	UCITS / OGAW	Yes
Fund domicile	France	Redemption charge	0.00%	Performance fee	0.00%
Tranch volume	(12/10/2025) EUR 68.37 mill.	Ongoing charges	-	Redeployment fee	0.00%
Total volume	(12/10/2025) EUR 78.29 mill.	Dividends		Investment company	
Launch date	9/28/2012	30.04.2025	1.67 EUR	Crédit Mutuel AM 4 Rue Gaillon, 75002, Paris France <a href="https://www.cmcic-am.fr">https://www.cmcic-am.fr</a>	
KESr report funds	No	28.04.2023	0.81 EUR		
Business year start	01.01.	29.04.2022	0.79 EUR		
Sustainability type	-	30.04.2021	0.92 EUR		
Fund manager	PEREZ Yoni, DANINOS Hugues	30.04.2020	1.33 EUR		

Performance	1M	6M	YTD	1Y	2Y	3Y	5Y	Since start
Performance	-0.60%	+2.85%	+5.28%	+4.47%	+17.44%	+26.24%	+16.99%	+37.92%
Performance p.a.	-	-	-	+4.47%	+8.37%	+8.08%	+3.19%	+2.46%
Sharpe ratio	-2.21	1.00	0.68	0.47	1.34	1.32	0.26	0.10
Volatility	4.12%	3.67%	5.16%	5.06%	4.72%	4.57%	4.34%	3.71%
Worst month	-	-0.53%	-3.30%	-3.30%	-3.30%	-3.30%	-3.42%	-4.69%
Best month	-	1.45%	2.45%	2.45%	2.81%	3.38%	3.38%	3.38%
Maximum loss	-1.33%	-1.33%	-6.57%	-6.57%	-6.57%	-6.57%	-12.41%	-

**Distribution permission**

Germany

<sup>1</sup> Important note on update status: The displayed date refers exclusively to the calculation of the NAV.

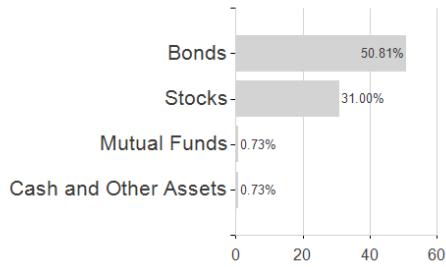
<sup>2</sup> The Mountain-View Data Fund Rating calculates a comparative ranking for funds using yield, volatility and trend data. For more information visit [MVD Funds Rating](#)

<sup>3</sup> Displays the Ethical-Dynamical Ratio calculated according to standard criteria. The maximum value is 100. For more information visit [EDA](#)

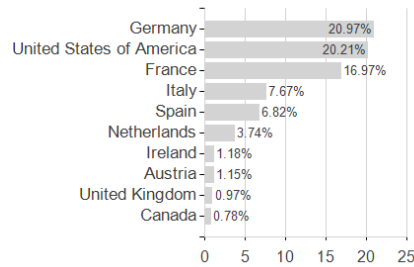
**CM-AM ADVANCED AR / FR0011278720 / A1J3PD / Crédit Mutuel AM**

**Assessment Structure**

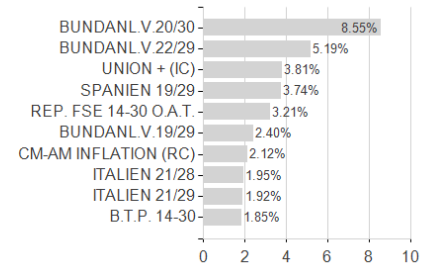
**Assets**



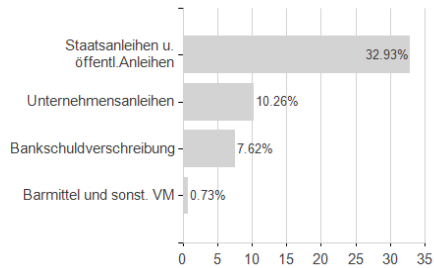
**Countries**



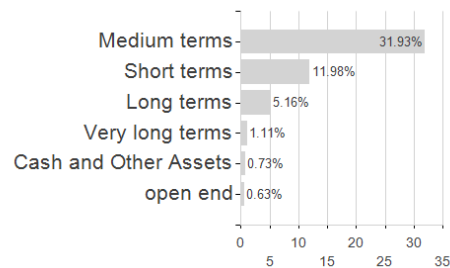
**Largest positions**



**Issuer**



**Duration**



**Currencies**

