

Credit Suisse (Lux) Asia Corporate Bond Fund AH EUR / LU1061737703 / A112SG / Credit Suisse Fd. M.

Last 09/20/2024 ¹	Region	Branch	Type of yield	Type
63.55 EUR	Asia	Corporate Bonds	paying dividend	Fixed-Income Fund



Risk key figures

SRI	1	2	3	4	5	6	7
Mountain-View Funds Rating ²	EDA ³						73

Yearly Performance

2023	+2.67%
2022	-21.76%
2021	-4.42%
2020	-0.31%
2019	+5.95%

Master data		Conditions		Other figures	
Fund type	Single fund	Issue surcharge	5.00%	Minimum investment	UNT 0
Category	Bonds	Planned administr. fee	0.00%	Savings plan	-
Sub category	Corporate Bonds	Deposit fees	0.10%	UCITS / OGAW	Yes
Fund domicile	Luxembourg	Redemption charge	0.00%	Performance fee	0.00%
Tranch volume	(09/20/2024) USD 4.69 mill.	Ongoing charges	-	Redeployment fee	0.00%
Total volume	(09/20/2024) USD 140.38 mill.	Dividends		Investment company	
Launch date	4/30/2014	06.08.2024	0.46 EUR	Credit Suisse Fd. M.	
KESt report funds	Yes	07.05.2024	0.47 EUR	5, rue Jean Monnet, 2180, Luxembourg	
Business year start	01.04.	06.02.2024	0.38 EUR	Luxembourg	
Sustainability type	-	07.11.2023	0.41 EUR	https://www.credit-suisse.com	
Fund manager	Peijiao Yu, Jeffrey Lau	01.08.2023	0.51 EUR		

Performance	1M	6M	YTD	1Y	2Y	3Y	5Y	Since start
Performance	+0.91%	+5.08%	+5.86%	+10.51%	+9.00%	-17.88%	-19.66%	-7.65%
Performance p.a.	-	-	-	+10.48%	+4.40%	-6.35%	-4.28%	-0.76%
Sharpe ratio	3.96	2.12	1.46	2.07	0.15	-1.37	-1.19	-0.88
Volatility	1.95%	3.25%	3.29%	3.42%	6.34%	7.16%	6.52%	4.79%
Worst month	-	-1.56%	-1.56%	-1.56%	-9.31%	-9.31%	-9.31%	-9.31%
Best month	-	1.81%	2.47%	4.00%	11.94%	11.94%	11.94%	11.94%
Maximum loss	-0.21%	-1.69%	-1.69%	-2.16%	-15.05%	-36.05%	-37.50%	-

Distribution permission

Austria, Germany, Switzerland, Luxembourg, Czech Republic

¹ Important note on update status: The displayed date refers exclusively to the calculation of the NAV.
² The Mountain-View Data Fund Rating calculates a comparative ranking for funds using yield, volatility and trend data. For more information visit [MVD Funds Rating](#)
³ Displays the Ethical-Dynamical Ratio calculated according to standard criteria. The maximum value is 100. For more information visit [EDA](#)

Credit Suisse (Lux) Asia Corporate Bond Fund AH EUR / LU1061737703 / A112SG / Credit Suisse Fd. M.

Investment strategy

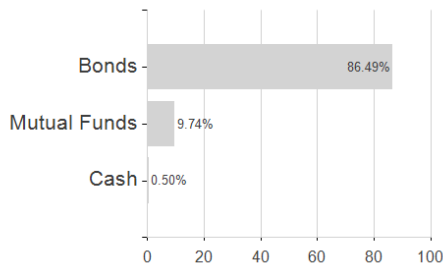
This Sub-fund aims to outperform the return of the JPM Asia Credit Index ex-Sovereign 1-10Y USD benchmark. The Sub-fund is actively managed. The benchmark is used as a reference point for portfolio construction. The majority of the Sub-fund's exposure to bonds will refer to, and have weightings derived from, the benchmark. The Investment Manager may use its discretion to invest in bonds not included in the benchmark in order to take advantage of specific investment opportunities. It is thus expected that the performance of the Sub-fund will significantly deviate from the benchmark. The Sub-fund may use derivatives to achieve the above aims.

Investment goal

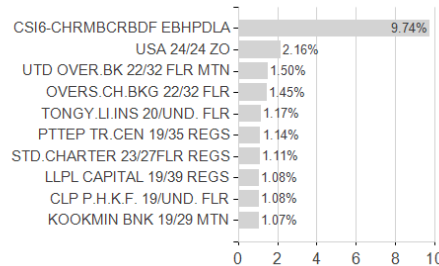
The Sub-fund invests mainly in fixed income securities (debt instruments, bonds, notes, and similar fixed interest or floating-rate securities (including securities issued on a discount basis)) denominated in USD which have a minimum credit rating of at least CCC- (Standard & Poor's) or Caa3 (Moody's), of private issuers which are domiciled in the Asian region or which conduct the majority of their business activities there.

Assessment Structure

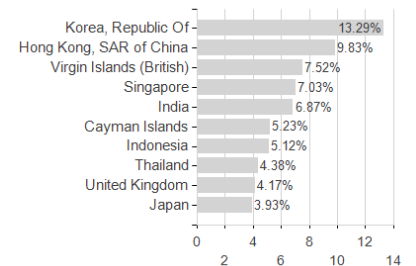
Assets



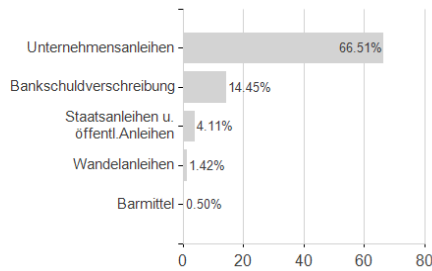
Largest positions



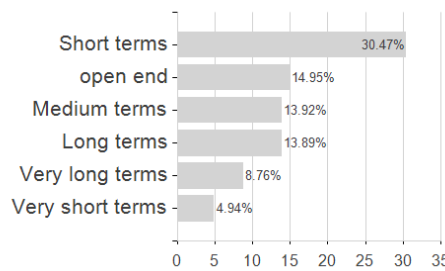
Countries



Issuer



Duration



Currencies

