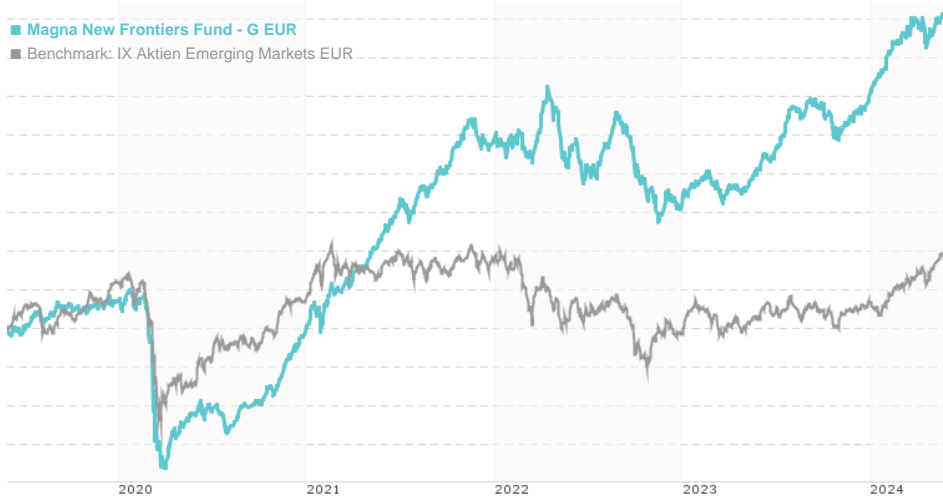


Magna New Frontiers Fund - G EUR / IE00BFTW8Z27 / A1W8A6 / Fiera Capital (IOM)

Last 05/29/2024 ¹	Region	Branch	Type of yield	Type
25.61 EUR	Emerging Markets	Mixed Sectors	reinvestment	Equity Fund

■ Magna New Frontiers Fund - G EUR
■ Benchmark: IX Aktien Emerging Markets EUR



Risk key figures

SRI 1 2 3 4 5 6 7

Mountain-View Funds Rating²

▲ ▲ ▲ ▲ ▲ ▲

EDA³

72

Yearly Performance

2023	+21.16%
2022	-11.39%
2021	+47.72%
2020	-6.04%
2019	+18.92%

Master data		Conditions		Other figures	
Fund type	Single fund	Issue surcharge	5.00%	Minimum investment	EUR 5,000.00
Category	Equity	Planned administr. fee	0.00%	Savings plan	-
Sub category	Mixed Sectors	Deposit fees	0.00%	UCITS / OGAW	Yes
Fund domicile	Ireland	Redemption charge	0.00%	Performance fee	20.00%
Tranch volume	(05/29/2024) EUR 380.67 mill.	Ongoing charges	-	Redeployment fee	0.00%
Total volume	(05/29/2024) EUR 566.16 mill.	Dividends		Investment company	
Launch date	10/28/2014	Fiera Capital (IOM) Walther-von-Cronberg-Platz 13, 60594, Frankfurt Germany https://www.fieracapital.com			
KESt report funds	Yes				
Business year start	01.01.				
Sustainability type	-				
Fund manager	Stefan Böttcher, Dominic Bokor-Ingram				

Performance	1M	6M	YTD	1Y	2Y	3Y	5Y	Since start
Performance	+1.65%	+17.10%	+12.56%	+27.40%	+22.85%	+44.17%	+79.55%	+174.34%
Performance p.a.	-	-	-	+27.48%	+10.87%	+12.96%	+12.40%	+12.77%
Sharpe ratio	2.66	4.06	3.63	2.71	0.67	0.81	0.52	0.63
Volatility	7.19%	8.29%	8.37%	8.77%	10.58%	11.29%	16.43%	14.30%
Worst month	-	-2.39%	-2.39%	-5.81%	-7.74%	-7.74%	-35.13%	-35.13%
Best month	-	4.71%	4.71%	7.72%	7.72%	7.72%	17.29%	17.29%
Maximum loss	-0.81%	-4.23%	-4.23%	-6.70%	-18.22%	-21.60%	-41.96%	-

Distribution permission

Austria, Germany, Switzerland

¹ Important note on update status: The displayed date refers exclusively to the calculation of the NAV.

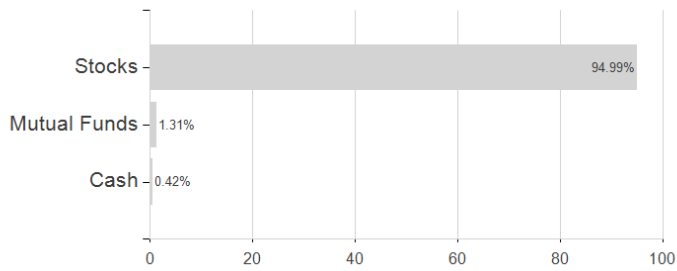
² The Mountain-View Data Fund Rating calculates a comparative ranking for funds using yield, volatility and trend data. For more information visit [MVD Funds Rating](#)

³ Displays the Ethical-Dynamical Ratio calculated according to standard criteria. The maximum value is 100. For more information visit [EDA](#)

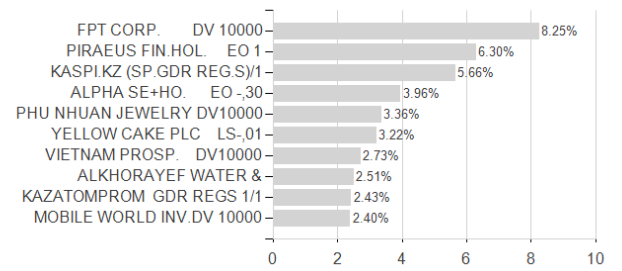
Magna New Frontiers Fund - G EUR / IE00BFTW8Z27 / A1W8A6 / Fiera Capital (IOM)

Assessment Structure

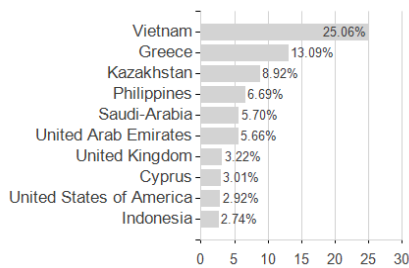
Assets



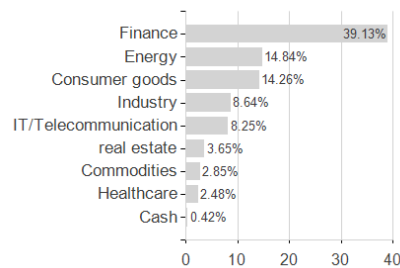
Largest positions



Countries



Branches



Currencies

