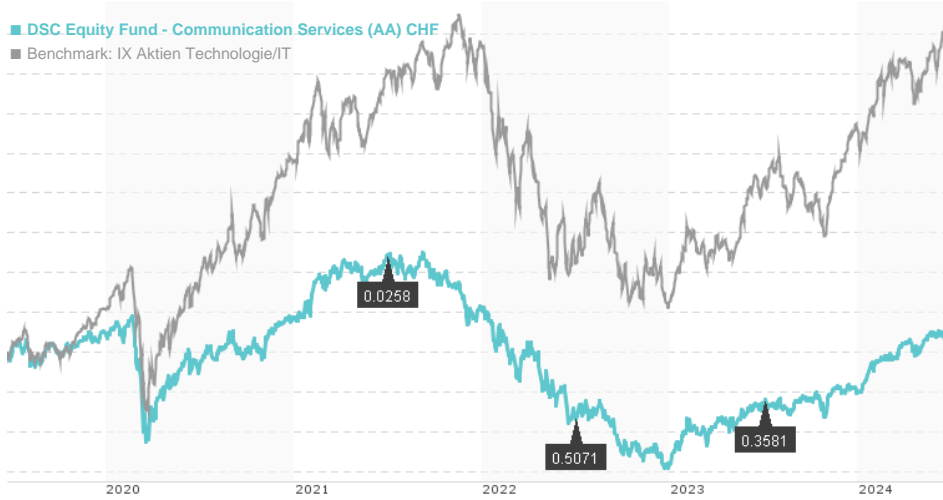


DSC Equity Fund - Communication Services (AA) CHF / AT0000A1FNV6 / 0A1FNV / Gutmann KAG

Last 06/21/2024 ¹	Region	Branch	Type of yield	Type
116.92 CHF	Worldwide	Sector Technology	paying dividend	Equity Fund



Risk key figures

SRI	1	2	3	4	5	6	7
Mountain-View Funds Rating ²	EDA ³						
	▲ ▲ ▲ ▲ ▲ ▲ ▲						

Yearly Performance

2023	+24.51%
2022	-34.96%
2021	+1.86%
2020	+3.56%
2019	+19.63%

Master data		Conditions		Other figures	
Fund type	Single fund	Issue surcharge	3.00%	Minimum investment	UNT 0
Category	Equity	Planned administr. fee	0.00%	Savings plan	-
Sub category	Sector Technology	Deposit fees	0.00%	UCITS / OGAW	Yes
Fund domicile	Austria	Redemption charge	0.00%	Performance fee	0.00%
Tranch volume	(06/21/2024) CHF 50.90 mill.	Ongoing charges	-	Redeployment fee	0.00%
Total volume	(06/21/2024) CHF 52.28 mill.	Dividends		Investment company	
Launch date	11/3/2015	03.07.2023	0.36 CHF	Gutmann KAG	
KESt report funds	Yes	01.07.2022	0.51 CHF	Schwarzenbergplatz 16, 1010, Wien	
Business year start	01.05.	01.07.2021	0.03 CHF	Austria	
Sustainability type	-	01.07.2020	0.44 CHF	https://www.gutmannfonds.at	
Fund manager	Hr. Mag. Thomas Neuhold, BA	01.07.2019	2.25 CHF		

Performance	1M	6M	YTD	1Y	2Y	3Y	5Y	Since start
Performance	-0.57%	+14.54%	+16.26%	+20.10%	+25.17%	-13.92%	+4.34%	+16.88%
Performance p.a.	-	-	-	+20.04%	+11.86%	-4.87%	+0.85%	+1.82%
Sharpe ratio	-1.22	2.81	3.45	1.43	0.54	-0.52	-0.16	-0.12
Volatility	8.37%	9.83%	9.90%	11.44%	15.09%	16.64%	18.08%	15.33%
Worst month	-	-1.99%	-1.99%	-3.96%	-9.93%	-9.93%	-12.39%	-12.39%
Best month	-	8.58%	8.58%	8.58%	10.84%	10.84%	10.84%	10.84%
Maximum loss	-2.14%	-3.72%	-3.72%	-6.93%	-19.58%	-43.28%	-43.28%	-

Distribution permission

Austria, Switzerland

1 Important note on update status: The displayed date refers exclusively to the calculation of the NAV.

2 The Mountain-View Data Fund Rating calculates a comparative ranking for funds using yield, volatility and trend data. For more information visit [MVD Funds Rating](#)

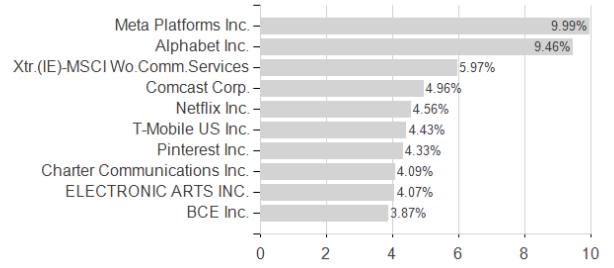
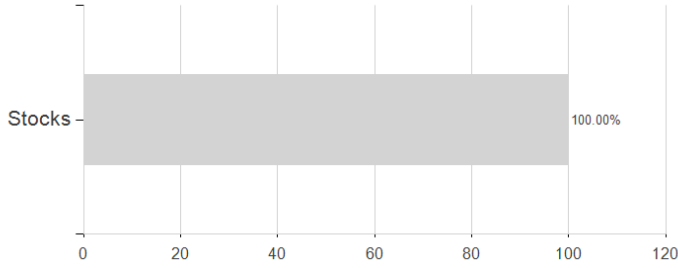
3 Displays the Ethical-Dynamical Ratio calculated according to standard criteria. The maximum value is 100. For more information visit [EDA](#)

DSC Equity Fund - Communication Services (AA) CHF / AT000A1FNV6 / 0A1FNV / Gutmann KAG

Assessment Structure

Assets

Largest positions



Countries

Branches

