

Pictet - Robotics - R EUR / LU1279334483 / A141RD / Pictet AM (EU)

Last 05/28/2024 ¹	Region	Branch	Type of yield	Type
321.71 EUR	Worldwide	Sector Technology	reinvestment	Equity Fund

■ Pictet - Robotics - R EUR

■ Benchmark: IX Aktien Technologie/IT



Risk key figures

SRI 1 2 3 4 5 6 7

Mountain-View Funds Rating²EDA³

76

Yearly Performance

2023	+46.61%
2022	-31.56%
2021	+26.45%
2020	+32.66%
2019	+38.27%

Master data		Conditions		Other figures	
Fund type	Single fund	Issue surcharge	3.00%	Minimum investment	UNT 0
Category	Equity	Planned administr. fee	0.00%	Savings plan	-
Sub category	Sector Technology	Deposit fees	0.05%	UCITS / OGAW	Yes
Fund domicile	Luxembourg	Redemption charge	1.00%	Performance fee	0.00%
Tranch volume	(05/28/2024) USD 2,014.53 mill.	Ongoing charges	-	Redeployment fee	0.00%
Total volume	(05/28/2024) USD 9,325.95 mill.	Dividends		Investment company	
Launch date	10/7/2015	Pictet AM (EU)			
KESr report funds	Yes	6B, rue du Fort Niedergruenewald, 2226, Luxembourg			
Business year start	01.10.	Luxembourg			
Sustainability type	-	www.am.pictet/de/germany			
Fund manager	Peter Lingen, Daegal Tsang, Francesco Pighini, Stanislas Buiatti				

Performance	1M	6M	YTD	1Y	2Y	3Y	5Y	Since start
Performance	+3.18%	+26.67%	+14.34%	+29.33%	+45.07%	+33.96%	+127.97%	+261.51%
Performance p.a.	-	-	-	+29.42%	+20.51%	+10.23%	+17.90%	+16.02%
Sharpe ratio	3.11	3.09	1.82	1.44	0.74	0.27	0.59	0.58
Volatility	14.33%	18.56%	19.65%	17.90%	22.66%	23.43%	23.93%	21.04%
Worst month	-	-1.57%	-1.57%	-6.51%	-10.48%	-11.37%	-11.45%	-11.45%
Best month	-	14.48%	7.50%	15.96%	15.96%	15.96%	17.60%	17.60%
Maximum loss	-2.41%	-7.46%	-7.46%	-12.11%	-23.52%	-36.07%	-36.07%	-

Distribution permission

Austria, Germany, Switzerland

¹ Important note on update status: The displayed date refers exclusively to the calculation of the NAV.

DISCLAIMER: The information on this page are for informational purposes only and should neither an offer to sell nor a solicitation for the purchase of the security or recommendation in favor of the security to be understood. baha GmbH assumes no liability despite thorough searches for the accuracy of the data.

Funds data from: www.mountain-view.com. Fact Sheet created by: www.baha.com

Created: 05/29/2024

Pictet - Robotics - R EUR / LU1279334483 / A141RD / Pictet AM (EU)

2 The Mountain-View Data Fund Rating calculates a comparative ranking for funds using yield, volatility and trend data. For more information visit [MVD Funds Rating](#)

Investment strategy

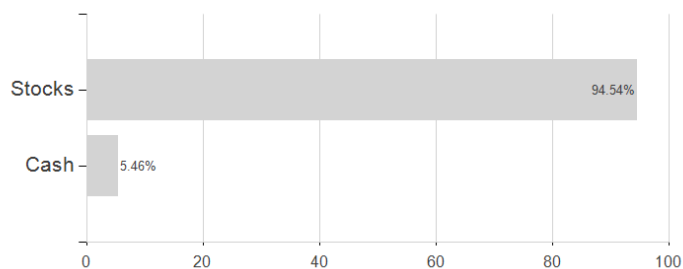
In actively managing the Compartment, the investment manager uses a combination of market and fundamental company analysis to select securities that it believes offer favourable growth prospects at a reasonable price. The investment manager considers ESG factors a core element of its strategy by adopting a tilted approach which seeks to increase the weight of securities with low sustainability risks and/or to decrease the weight of securities with high sustainability risks, subject to good governance practices. Activities that adversely affect society or the environment are also avoided. Voting rights are methodically exercised and there may be engagement with companies to positively influence ESG practices. For further information, please refer to our exclusion framework in the Responsible Investment policy*, SFDR product category Article 8. The portfolio composition is not constrained relative to the benchmark, so the similarity of the Compartment's performance to that of the benchmark may vary.

Investment goal

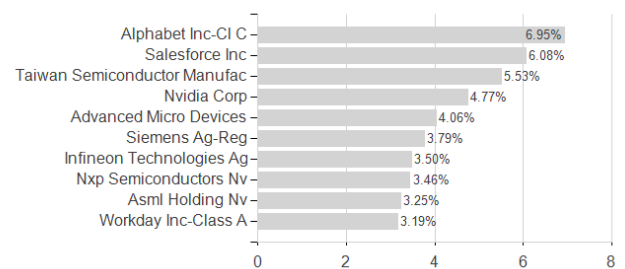
To increase the value of your investment. REFERENCE INDEX MSCI AC World (USD), an index that does not take into account environmental, social and governance (ESG) factors. Used for risk monitoring, portfolio composition, risk monitoring, performance objective and performance measurement. The Compartment mainly invests in equities of companies that contribute to, or profit from, developments in robotics and enabling technologies. The Compartment may invest worldwide, including in emerging markets and Mainland China.

Assessment Structure

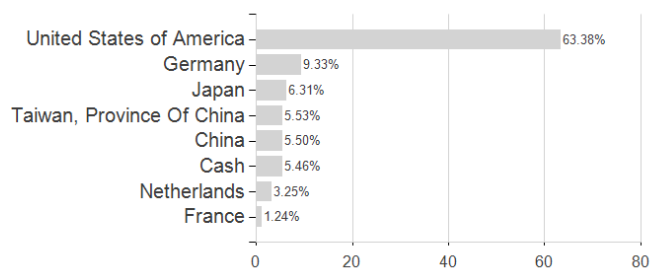
Assets



Largest positions



Countries



Branches

