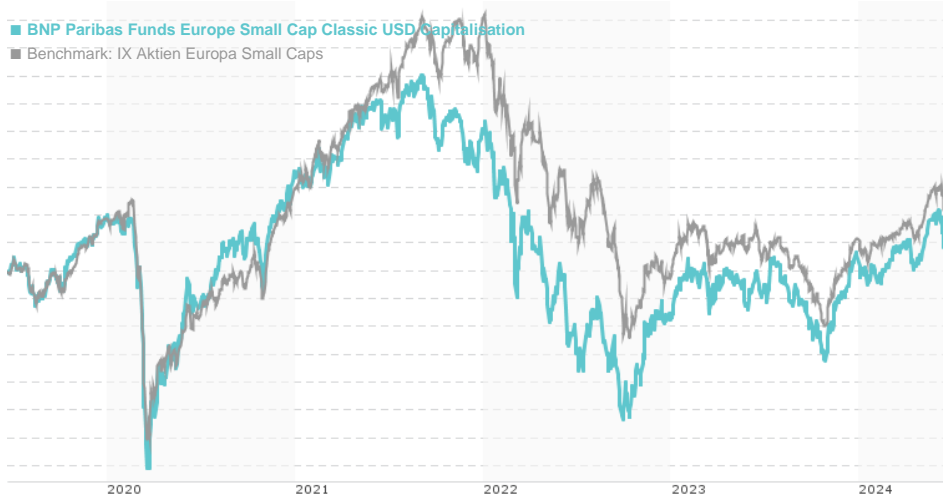


**BNP Paribas Funds Europe Small Cap Classic USD Capitalisation / LU0282885655 / A0MY38 / BNP PARIBAS AM (LU)**

Last 06/18/2024 <sup>1</sup>	Region	Branch	Type of yield	Type
277.29 USD	Europe	Mixed Sectors	reinvestment	Equity Fund



**Risk key figures**

SRI	1	2	3	4	5	6	7
Mountain-View Funds Rating <sup>2</sup>	EDA <sup>3</sup>						
	▲ ▲ ▲ ▲ ▲ ▲ ▲						

**Yearly Performance**

2023	+12.11%
2022	-27.15%
2021	+7.19%
2020	+6.88%
2019	+26.54%

Master data		Conditions		Other figures	
Fund type	Single fund	Issue surcharge	3.00%	Minimum investment	UNT 0
Category	Equity	Planned administr. fee	0.00%	Savings plan	-
Sub category	Mixed Sectors	Deposit fees	0.00%	UCITS / OGAW	Yes
Fund domicile	Luxembourg	Redemption charge	0.00%	Performance fee	0.00%
Tranch volume	(06/18/2024) EUR 0.863 mill.	Ongoing charges	-	Redeployment fee	0.00%
Total volume	(06/18/2024) EUR 485.14 mill.	Dividends		Investment company	
Launch date	11/23/2012	BNP PARIBAS AM (LU)			
KESt report funds	Yes	10, rue Edward Steichen, 2540, Luxembourg			
Business year start	01.01.	Luxembourg			
Sustainability type	-	https://www.bnpparibas-am.com			
Fund manager	Damien Kohler				

Performance	1M	6M	YTD	1Y	2Y	3Y	5Y	Since start
Performance	-2.91%	+5.94%	+3.49%	+7.39%	+19.57%	-15.58%	+7.41%	+30.90%
Performance p.a.	-	-	-	+7.39%	+9.36%	-5.48%	+1.44%	+3.14%
Sharpe ratio	-1.89	0.61	0.28	0.23	0.27	-0.43	-0.10	-0.03
Volatility	18.88%	14.01%	14.31%	16.33%	20.62%	21.58%	21.81%	19.08%
Worst month	-	-3.78%	-3.78%	-6.52%	-14.00%	-14.00%	-20.04%	-20.04%
Best month	-	7.65%	7.65%	11.96%	11.96%	11.96%	14.15%	14.15%
Maximum loss	-6.04%	-6.04%	-6.04%	-18.08%	-23.05%	-45.76%	-45.76%	-

**Distribution permission**

Austria, Germany, Switzerland

<sup>1</sup> Important note on update status: The displayed date refers exclusively to the calculation of the NAV.

<sup>2</sup> The Mountain-View Data Fund Rating calculates a comparative ranking for funds using yield, volatility and trend data. For more information visit [MVD Funds Rating](#)

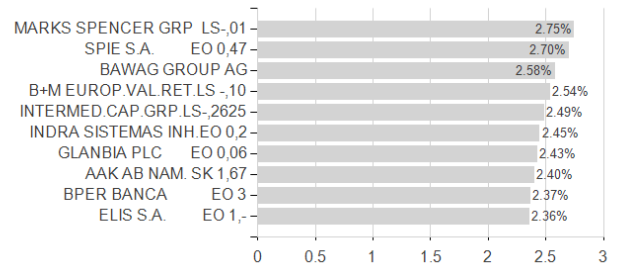
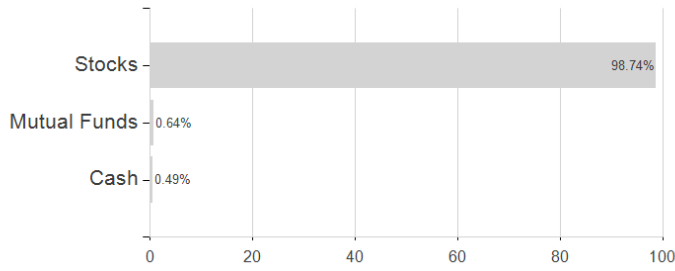
<sup>3</sup> Displays the Ethical-Dynamical Ratio calculated according to standard criteria. The maximum value is 100. For more information visit [EDA](#)

**BNP Paribas Funds Europe Small Cap Classic USD Capitalisation / LU0282885655 / A0MY38 / BNP PARIBAS AM (LU)**

Assessment Structure

Assets

Largest positions



Countries

Branches

Currencies

