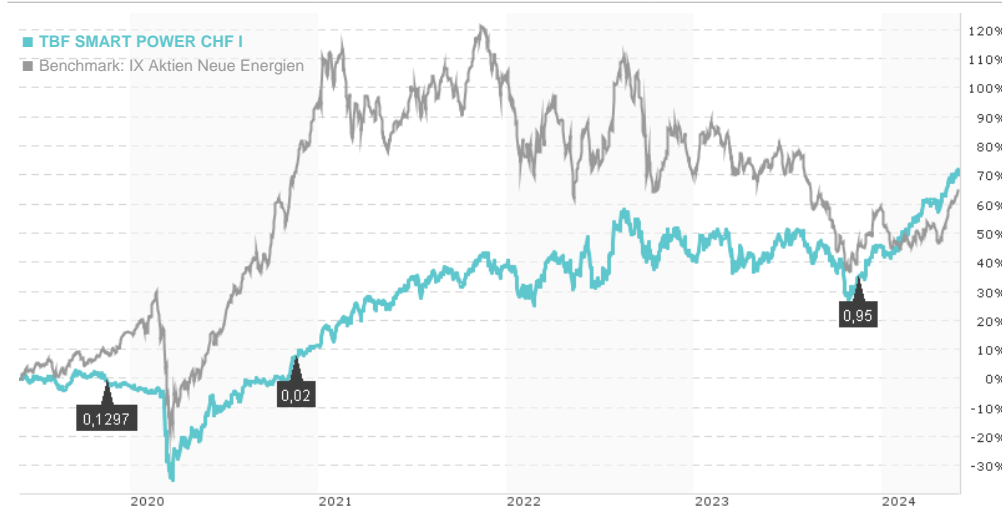


TBF SMART POWER CHF I / DE000A12BKD1 / A12BKD / HANSAINVEST

Last 05/28/2024 ¹	Region	Branch	Type of yield	Type
62.15 CHF	Worldwide	Sector Energy	paying dividend	Equity Fund



Risk key figures

SRI 1 2 3 4 5 6 7

Mountain-View Funds Rating² EDA³

70

Yearly Performance

2023	+2.82%
2022	+2.01%
2021	+24.52%
2020	+14.08%
2019	+0.24%

Master data		Conditions		Other figures	
Fund type	Single fund	Issue surcharge	5.00%	Minimum investment	CHF 100,000.00
Category	Equity	Planned administr. fee	0.00%	Savings plan	Yes
Sub category	Sector Energy	Deposit fees	0.04%	UCITS / OGAW	Yes
Fund domicile	Germany	Redemption charge	0.00%	Performance fee	12.50%
Tranch volume	(05/28/2024) EUR 0.271 mill.	Ongoing charges	-	Redeployment fee	0.00%
Total volume	(05/28/2024) EUR 119.17 mill.	Dividends		Investment company	
Launch date	11/24/2014	15.11.2023	0.95 CHF	HANSAINVEST Kapstadtring 8, 22297, Hamburg Germany https://www.hansainvest.com	
KEST report funds	No	16.11.2020	0.02 CHF		
Business year start	01.10.	15.11.2019	0.13 CHF		
Sustainability type	New energies	15.11.2018	0.30 CHF		
Fund manager	TBF Global Asset Management GmbH	02.01.2018	0.03 CHF		

Performance	1M	6M	YTD	1Y	2Y	3Y	5Y	Since start
Performance	+5.18%	+27.02%	+17.78%	+20.30%	+19.97%	+34.25%	+71.89%	+63.15%
Performance p.a.	-	-	-	+20.43%	+9.51%	+10.31%	+11.43%	+5.28%
Sharpe ratio	8.72	5.02	4.11	1.25	0.32	0.38	0.41	0.09
Volatility	10.25%	11.60%	11.36%	13.36%	18.11%	17.17%	18.79%	16.76%
Worst month	-	-1.20%	-1.20%	-8.61%	-8.61%	-8.61%	-19.86%	-19.86%
Best month	-	7.23%	7.05%	7.23%	16.60%	16.60%	16.60%	16.60%
Maximum loss	-1.37%	-3.13%	-2.88%	-16.34%	-19.84%	-19.84%	-36.88%	-

Distribution permission

Austria, Germany

¹ Important note on update status: The displayed date refers exclusively to the calculation of the NAV.

² The Mountain-View Data Fund Rating calculates a comparative ranking for funds using yield, volatility and trend data. For more information visit [MVD Funds Rating](#)

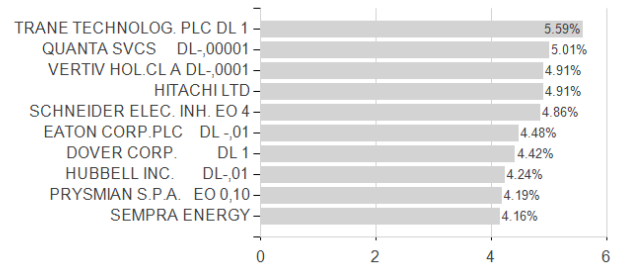
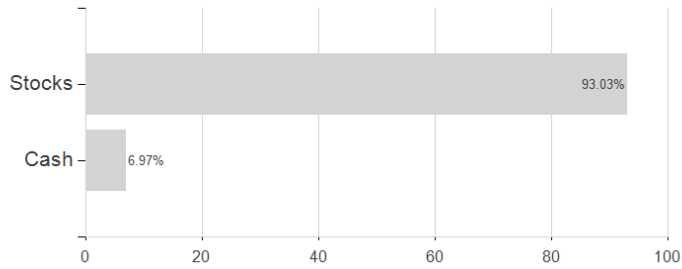
³ Displays the Ethical-Dynamical Ratio calculated according to standard criteria. The maximum value is 100. For more information visit [EDA](#)

TBF SMART POWER CHF I / DE000A12BKD1 / A12BKD / HANSAINVEST

Assessment Structure

Assets

Largest positions



Countries

Branches

Currencies

