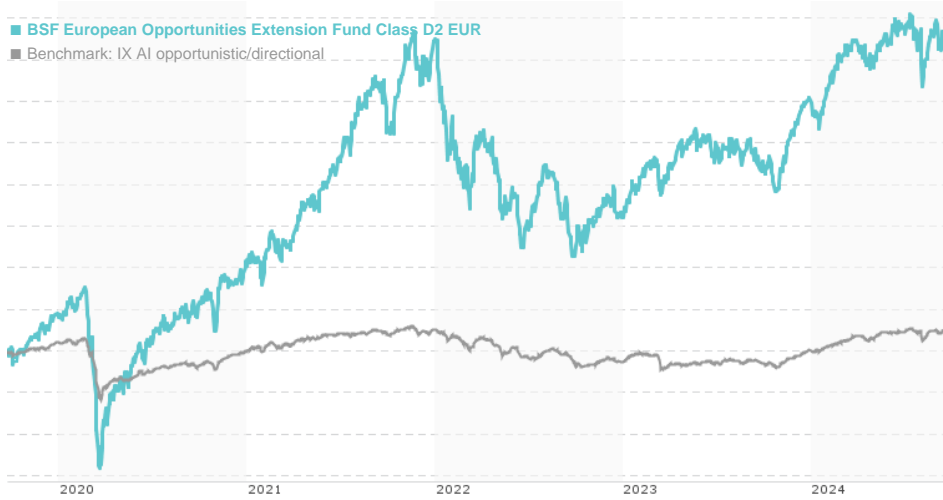


BSF European Opportunities Extension Fund Class D2 EUR / LU0418791066 / A0RLW8 / BlackRock (LU)

Last 09/19/2024 ¹	Region	Branch	Type of yield	Type
694.38 EUR	Europe	AI Hedgefonds Single Strategy	reinvestment	Alternative Investm.



Risk key figures

SRI	1	2	3	4	5	6	7
Mountain-View Funds Rating ²	EDA ³						
	-						

Yearly Performance

2023	+21.56%
2022	-24.25%
2021	+44.80%
2020	+11.44%
2019	+32.10%

Master data		Conditions		Other figures	
Fund type	Single fund	Issue surcharge	5.00%	Minimum investment	USD 100,000.00
Category	Alternative Investments	Planned administr. fee	0.00%	Savings plan	-
Sub category	AI Hedgefonds Single Strategy	Deposit fees	0.51%	UCITS / OGAW	Yes
Fund domicile	Luxembourg	Redemption charge	0.00%	Performance fee	20.00%
Tranch volume	-	Ongoing charges	-	Redeployment fee	0.00%
Total volume	(09/19/2024) EUR 745.83 mill.	Dividends		Investment company	
Launch date	3/26/2009			BlackRock (LU)	
KESt report funds	Yes			35a Avenue JF Kennedy, 1855, Luxembourg	
Business year start	01.06.			Luxembourg	
Sustainability type	-			https://www.blackrock.com	
Fund manager	Stephanie Bothwell, Christopher Sykes				

Performance	1M	6M	YTD	1Y	2Y	3Y	5Y	Since start
Performance	+1.38%	+2.96%	+10.32%	+22.53%	+38.63%	+11.07%	+77.21%	+1082.53%
Performance p.a.	-	-	-	+22.47%	+17.72%	+3.56%	+12.11%	+17.28%
Sharpe ratio	1.04	0.17	0.82	1.44	1.02	0.01	0.45	0.81
Volatility	13.46%	14.65%	13.79%	13.23%	14.05%	17.53%	19.36%	17.07%
Worst month	-	-2.69%	-2.69%	-3.71%	-7.31%	-13.12%	-13.28%	-13.28%
Best month	-	2.88%	4.50%	9.66%	9.66%	11.77%	11.77%	18.20%
Maximum loss	-3.98%	-9.59%	-9.59%	-9.59%	-9.69%	-30.48%	-37.76%	-

Distribution permission

Austria, Germany, Switzerland, Luxembourg, Czech Republic

¹ Important note on update status: The displayed date refers exclusively to the calculation of the NAV.

² The Mountain-View Data Fund Rating calculates a comparative ranking for funds using yield, volatility and trend data. For more information visit [MVD Funds Rating](#)

³ Displays the Ethical-Dynamical Ratio calculated according to standard criteria. The maximum value is 100. For more information visit [EDA](#)

DISCLAIMER: The information on this page are for informational purposes only and should neither an offer to sell nor a solicitation for the purchase of the security or recommendation in favor of the security to be understood. baha GmbH assumes no liability despite thorough searches for the accuracy of the data.

Funds data from: www.mountain-view.com. Fact Sheet created by: www.baha.com

BSF European Opportunities Extension Fund Class D2 EUR / LU0418791066 / A0RLW8 / BlackRock (LU)

Investment strategy

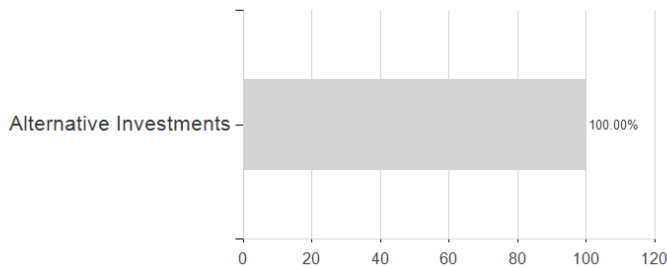
The Fund seeks to gain at least 70% of any investment exposure to equity securities and other equity-related (E-R) securities, of companies domiciled in, or whose main business is in, Europe (including former Soviet Union countries) and, fixed income (FI) securities (such as bonds), money market instruments (MMIs) (i.e. debt securities with short-term maturities), deposits and cash. The E-R securities include financial derivative instruments (FDIs) (i.e. investments whose prices are based on one or more underlying assets). FDIs may be used to help achieve the Fund's investment objective and the IA intends to generate market leverage via FDIs (i.e. where the Fund gains market exposure in excess of the value of its assets).

Investment goal

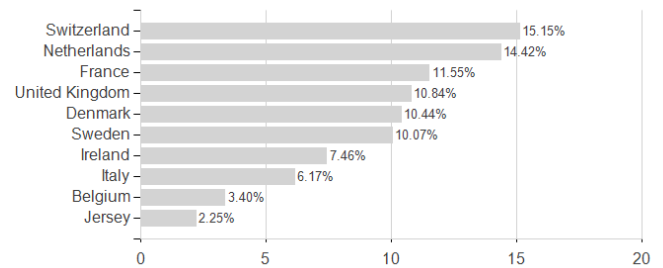
The investment strategy of the Fund is deemed to be capacity constrained. Buying Shares in the Fund (or converting shares from another fund) is capped at a daily limit of EUR 10 million (or the equivalent thereof) per investor until further notice except at the discretion of the Directors of the Fund (you can still sell your Shares daily without limit).

Assessment Structure

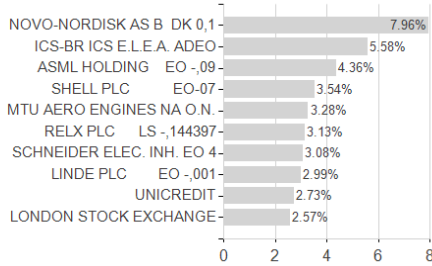
Assets



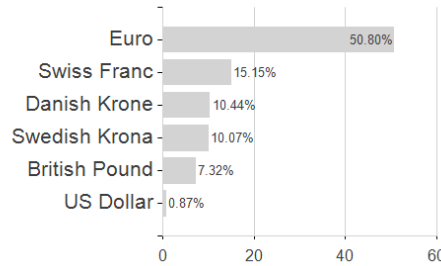
Countries



Largest positions



Currencies



Branches

