

Allianz Best Styles Global Equity - I - EUR / LU0788520111 / A1JY4P / Allianz GI.Investors

Last 05/14/2024 ¹	Region	Branch	Type of yield	Type
1904.36 EUR	Worldwide	Mixed Sectors	paying dividend	Equity Fund

■ Allianz Best Styles Global Equity - I - EUR
■ Benchmark: IX Aktien Welt EUR



Risk key figures

SRI 1 2 3 4 5 6 7

Mountain-View Funds Rating² EDA³

▲▲▲▲▲▲

75

Yearly Performance

2023	+21.95%
2022	-12.04%
2021	+35.91%
2020	-0.13%
2019	+27.79%

Master data		Conditions		Other figures	
Fund type	Single fund	Issue surcharge	2.00%	Minimum investment	EUR 4,000,000.00
Category	Equity	Planned administr. fee	0.00%	Savings plan	-
Sub category	Mixed Sectors	Deposit fees	0.00%	UCITS / OGAW	Yes
Fund domicile	Luxembourg	Redemption charge	0.00%	Performance fee	0.00%
Tranch volume	(05/14/2024) EUR 70.03 mill.	Ongoing charges	-	Redeployment fee	0.00%
Total volume	(04/19/2024) EUR 2,486.06 mill.	Dividends		Investment company	
Launch date	4/23/2015	15.12.2023	24.94 EUR	Allianz GI.Investors Bockenheimer Landstraße 42-44, 60323, Frankfurt am Main Germany https://www.allianzgi.com	
KESr report funds	Yes	15.12.2022	14.97 EUR		
Business year start	01.10.	15.12.2021	11.17 EUR		
Sustainability type	-	15.12.2020	11.42 EUR		
Fund manager	Kai Hirschen	16.12.2019	19.02 EUR		

Performance	1M	6M	YTD	1Y	2Y	3Y	5Y	Since start
Performance	+1.05%	+19.45%	+13.84%	+28.54%	+33.40%	+47.93%	+89.01%	+112.64%
Performance p.a.	-	-	-	+28.54%	+15.52%	+13.93%	+13.56%	+8.68%
Sharpe ratio	0.76	4.20	3.80	2.41	0.87	0.75	0.61	0.32
Volatility	13.36%	9.36%	10.23%	10.29%	13.54%	13.53%	16.05%	15.16%
Worst month	-	-1.49%	-1.49%	-4.66%	-6.94%	-6.94%	-12.86%	-12.86%
Best month	-	6.57%	4.97%	6.57%	9.61%	9.61%	11.26%	11.26%
Maximum loss	-3.08%	-4.13%	-4.13%	-7.21%	-11.69%	-15.82%	-33.63%	-

Distribution permission

Austria, Germany, Switzerland

¹ Important note on update status: The displayed date refers exclusively to the calculation of the NAV.

² The Mountain-View Data Fund Rating calculates a comparative ranking for funds using yield, volatility and trend data. For more information visit [MVD Funds Rating](#)

³ Displays the Ethical-Dynamical Ratio calculated according to standard criteria. The maximum value is 100. For more information visit [EDA](#)

Allianz Best Styles Global Equity - I - EUR / LU0788520111 / A1JY4P / Allianz GI.Investors

Investment strategy

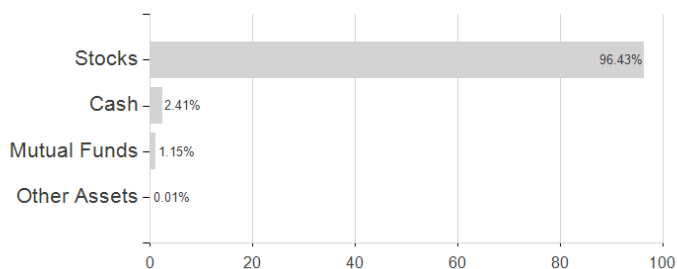
Max. 10% of Sub-Fund assets may be invested in UCITS/UCI. All bonds and money market instruments must have at the time of acquisition a rating of at least B- or a comparable rating from a recognised rating agency. Sub-Fund classifies as "equity-fund" according to German Investment Tax Act (GITA). We manage this Sub-Fund in reference to a Benchmark which plays a role for the Sub-Fund's performance objectives and measures. We follow an active management approach with the aim to outperform the Benchmark. Although our deviation from the investment universe, weightings and risk characteristics of the Benchmark is likely to be material in our own discretion, the majority of the Sub-Fund's investments (excluding derivatives) may consist of components of the Benchmark.

Investment goal

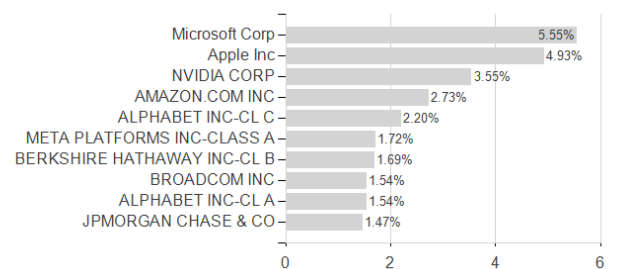
Long-term capital growth by investing in global equity markets. Min. 70% of Sub-Fund assets are invested in Equities as described in the investment objective. Max. 30% of Sub-Fund assets may be invested in Equities other than described in the investment objective. Max. 5% of Sub-Fund assets may be invested in Emerging Markets. Max. 25% of Sub Fund assets may be held directly in time deposits and/or (up to 20% of Sub-Fund assets) in deposits at sight and/or invested in Money Market Instruments and/or (up to 10% of Sub-Fund assets) in money market funds for liquidity management.

Assessment Structure

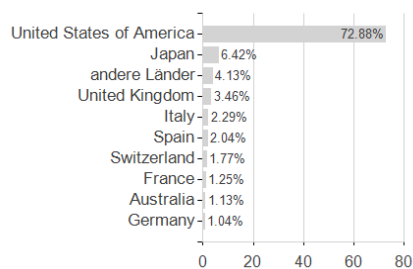
Assets



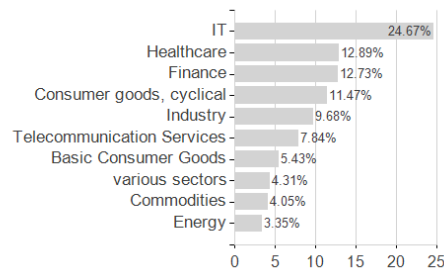
Largest positions



Countries



Branches



Currencies

