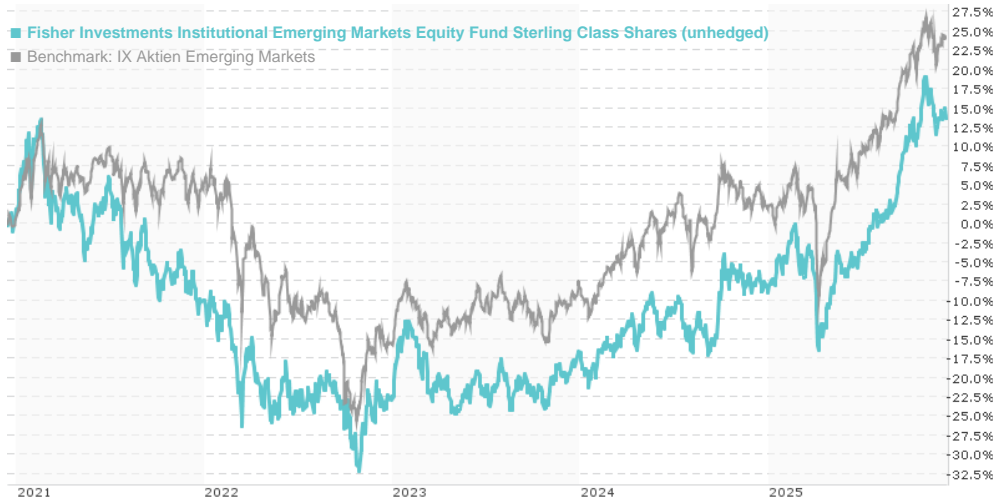


Fisher Investments Institutional Emerging Markets Equity Fund Sterling Class Shares (unhedged) / IE00B5N8B792 /

Last 12/11/2025 ¹	Region	Branch	Type of yield	Type
237.33 GBP	Emerging Markets	Mixed Sectors	reinvestment	Equity Fund



Risk key figures

SRI 1 2 3 4 5 6 7

Mountain-View Funds Rating²

EDA³ 75

Yearly Performance

2024	+9.17%
2023	+8.06%
2022	-14.34%
2021	-10.98%
2020	+26.44%

Master data		Conditions		Other figures	
Fund type	Single fund	Issue surcharge	0.00%	Minimum investment	GBP 5,000,000.00
Category	Equity	Planned administr. fee	0.00%	Savings plan	-
Sub category	Mixed Sectors	Deposit fees	0.00%	UCITS / OGAW	Yes
Fund domicile	Ireland	Redemption charge	0.00%	Performance fee	0.00%
Tranch volume	(12/11/2025) USD 2.18 mill.	Ongoing charges	-	Redeployment fee	0.00%
Total volume	(12/11/2025) USD 585.49 mill.	Dividends		Investment company	
Launch date	3/21/2014			Carne Gl. Fd. M.(IE)	
KESr report funds	No				
Business year start	01.10.			Ireland	
Sustainability type	-			https://www.carnegroup.com	
Fund manager	-				

Performance	1M	6M	YTD	1Y	2Y	3Y	5Y	Since start
Performance	-2.79%	+18.33%	+24.94%	+22.47%	+41.38%	+47.98%	+11.77%	+137.33%
Performance p.a.	-	-	-	+22.47%	+18.87%	+13.96%	+2.25%	+7.64%
Sharpe ratio	-2.60	3.01	1.61	1.36	1.15	0.81	0.01	0.32
Volatility	11.99%	12.57%	15.17%	14.99%	14.66%	14.76%	17.87%	17.38%
Worst month	-	-4.16%	-4.16%	-4.16%	-4.16%	-6.16%	-9.31%	-13.27%
Best month	-	8.87%	8.87%	8.87%	8.87%	10.31%	17.39%	17.39%
Maximum loss	-5.07%	-6.34%	-16.36%	-16.36%	-16.36%	-16.36%	-40.30%	-

Distribution permission

Austria, Germany, Switzerland

¹ Important note on update status: The displayed date refers exclusively to the calculation of the NAV.

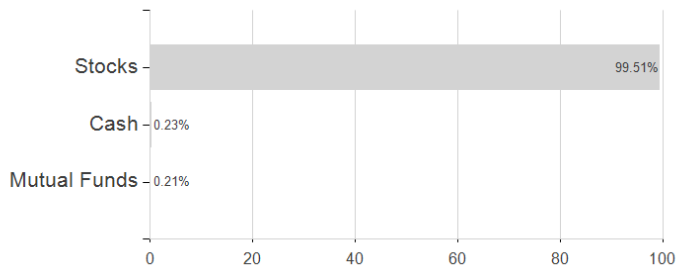
² The Mountain-View Data Fund Rating calculates a comparative ranking for funds using yield, volatility and trend data. For more information visit [MVD Funds Rating](#)

³ Displays the Ethical-Dynamical Ratio calculated according to standard criteria. The maximum value is 100. For more information visit [EDA](#)

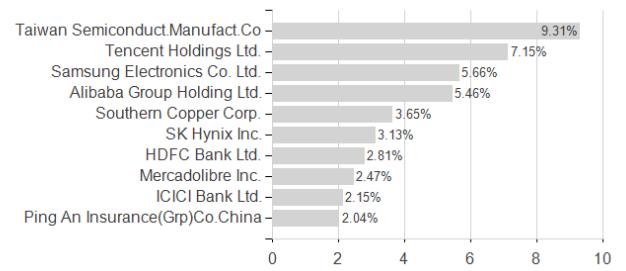
Fisher Investments Institutional Emerging Markets Equity Fund Sterling Class Shares (unhedged) / IE00B5N8B792 /

Assessment Structure

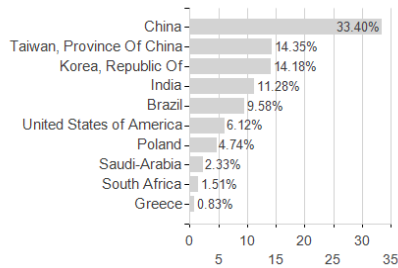
Assets



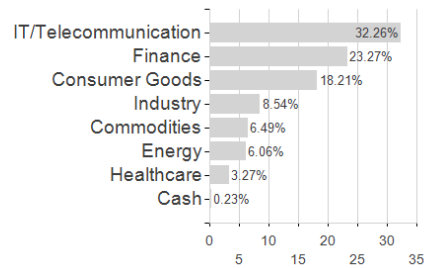
Largest positions



Countries



Branches



Currencies

