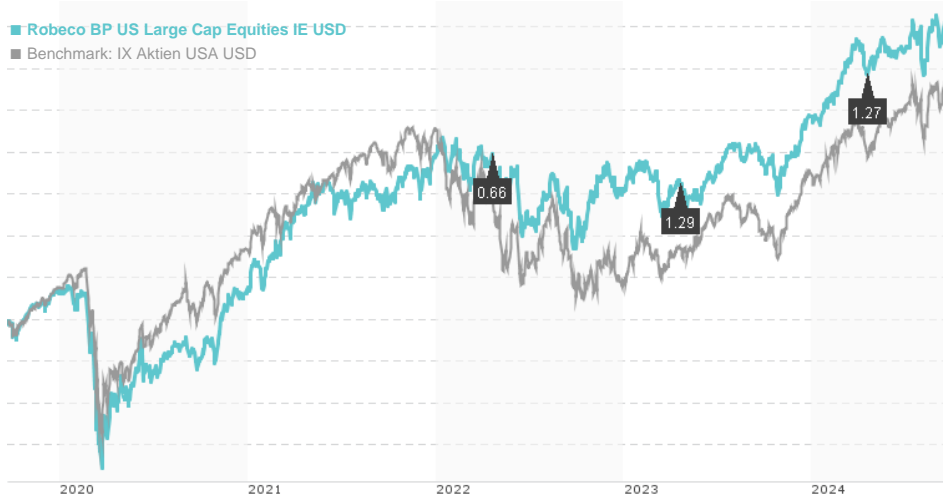


Robeco BP US Large Cap Equities IE USD / LU0975848267 / A1W6F3 / Robeco Inst. AM

Last 09/19/2024 ¹	Country	Branch	Type of yield	Type
229.67 USD	United States of America	Mixed Sectors	paying dividend	Equity Fund



Risk key figures

SRI	1	2	3	4	5	6	7
Mountain-View Funds Rating ²							EDA ³
							68

Yearly Performance

2023	+13.15%
2022	-5.32%
2021	+28.62%
2020	+0.93%
2019	+24.04%

Master data		Conditions		Other figures	
Fund type	Single fund	Issue surcharge	0.50%	Minimum investment	EUR 500,000.00
Category	Equity	Planned administr. fee	0.00%	Savings plan	-
Sub category	Mixed Sectors	Deposit fees	0.00%	UCITS / OGAW	Yes
Fund domicile	Luxembourg	Redemption charge	0.00%	Performance fee	0.00%
Tranch volume	-	Ongoing charges	-	Redeployment fee	0.00%
Total volume	(09/19/2024) USD 1,504.80 mill.	Dividends		Investment company	
Launch date	10/4/2013	17.04.2024	1.27 USD	Robeco Inst. AM	
KESr report funds	No	19.04.2023	1.29 USD	Weena 850, 3014, Rotterdam	
Business year start	01.01.	20.04.2022	0.66 USD	Netherlands	
Sustainability type	-	21.04.2021	1.42 USD	https://www.robeco.com	
Fund manager	Mark Donovan, David Pyle, David Cohen, Joshua White	22.04.2020	1.25 USD		

Performance	1M	6M	YTD	1Y	2Y	3Y	5Y	Since start
Performance	+1.91%	+6.20%	+16.35%	+22.84%	+37.53%	+36.95%	+72.42%	+176.26%
Performance p.a.	-	-	-	+22.77%	+17.25%	+11.05%	+11.50%	+9.71%
Sharpe ratio	1.69	0.73	1.73	1.64	1.02	0.49	0.38	0.36
Volatility	12.71%	12.63%	11.61%	11.78%	13.61%	15.48%	21.04%	17.18%
Worst month	-	-4.28%	-4.28%	-4.28%	-7.91%	-9.08%	-18.45%	-18.45%
Best month	-	6.09%	6.09%	6.38%	11.10%	11.10%	14.70%	14.70%
Maximum loss	-4.41%	-7.52%	-7.52%	-7.73%	-9.53%	-18.65%	-40.43%	-

Distribution permission

Austria, Germany, Switzerland, Czech Republic

1 Important note on update status: The displayed date refers exclusively to the calculation of the NAV.
 2 The Mountain-View Data Fund Rating calculates a comparative ranking for funds using yield, volatility and trend data. For more information visit [MVD Funds Rating](#)
 3 Displays the Ethical-Dynamical Ratio calculated according to standard criteria. The maximum value is 100. For more information visit [EDA](#)

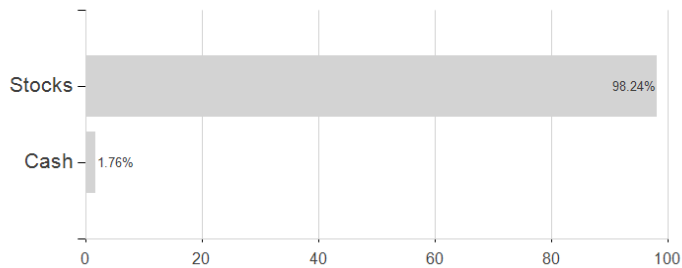
Robeco BP US Large Cap Equities IE USD / LU0975848267 / A1W6F3 / Robeco Inst. AM

Investment goal

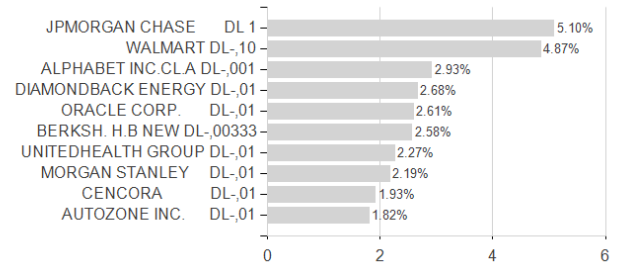
Robeco US Large Cap Equities invests in largecap stocks in the US. The fund is primarily composed of stocks with a market capitalization of more than USD 2 billion. Its bottom-up stock-selection process seeks to find undervalued stocks and is guided by a disciplined value approach, intensive internal research and risk aversion.

Assessment Structure

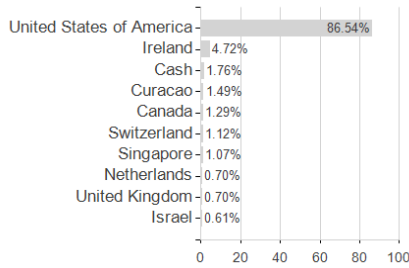
Assets



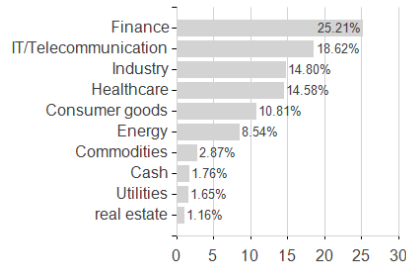
Largest positions



Countries



Branches



Currencies

