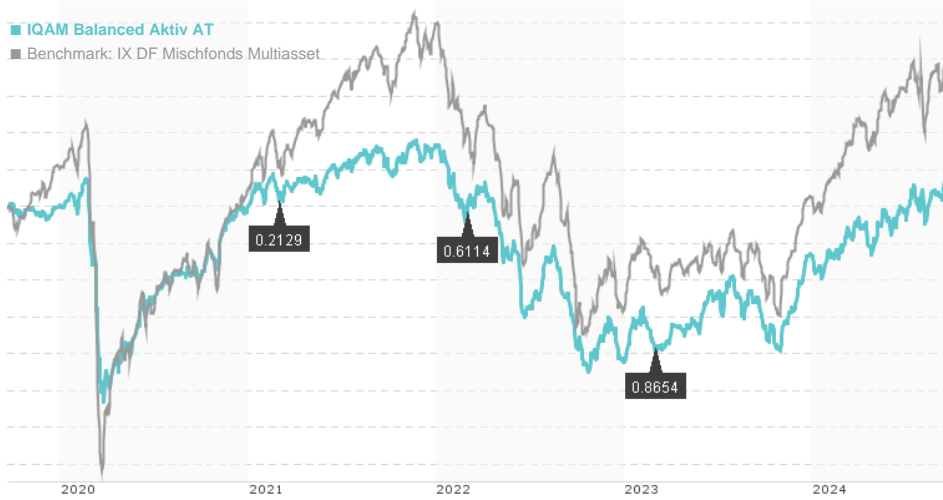


IQAM Balanced Aktiv AT / AT0000A1AK34 / 0A1AK3 / IQAM Invest

| | | | | |
|------------------------------|-----------|-------------|---------------|------------|
| Last 09/20/2024 ¹ | Region | Branch | Type of yield | Type |
| 111.72 EUR | Worldwide | Multi-asset | reinvestment | Mixed Fund |



Risk key figures

| | | | | | | | | |
|---|---|---|---|---|---|---|------------------|----|
| SRI | 1 | 2 | 3 | 4 | 5 | 6 | 7 | |
| Mountain-View Funds Rating ² | | | | | | | EDA ³ | 84 |

Yearly Performance

| | |
|------|---------|
| 2023 | +6.22% |
| 2022 | -11.12% |
| 2021 | +3.18% |
| 2020 | -0.04% |
| 2019 | +9.62% |

| Master data | | Conditions | | Other figures | |
|---------------------|------------------------------|------------------------|----------|---------------------------------------|----------------|
| Fund type | Fund of funds | Issue surcharge | 0.00% | Minimum investment | EUR 500,000.00 |
| Category | Mixed Fund | Planned administr. fee | 0.00% | Savings plan | - |
| Sub category | Multi-asset | Deposit fees | 0.00% | UCITS / OGAW | Yes |
| Fund domicile | Austria | Redemption charge | 0.00% | Performance fee | 0.00% |
| Tranch volume | (09/20/2024) EUR 0.547 mill. | Ongoing charges | - | Redeployment fee | 0.00% |
| Total volume | (09/20/2024) EUR 69.15 mill. | Dividends | | Investment company | |
| Launch date | 12/2/2014 | 01.03.2023 | 0.87 EUR | IQAM Invest | |
| KESt report funds | Yes | 01.03.2022 | 0.61 EUR | Franz-Josef-Straße 22, 5020, Salzburg | |
| Business year start | 01.01. | 01.03.2021 | 0.21 EUR | Austria | |
| Sustainability type | - | 02.03.2020 | 0.25 EUR | https://www.iqam.com | |
| Fund manager | Mag. Thomas Kaiser, CFA | 01.03.2019 | 0.12 EUR | | |

| Performance | 1M | 6M | YTD | 1Y | 2Y | 3Y | 5Y | Since start |
|------------------|--------|--------|--------|--------|--------|---------|---------|-------------|
| Performance | +0.76% | +3.21% | +4.07% | +7.20% | +7.73% | -1.36% | +1.50% | +16.62% |
| Performance p.a. | - | - | - | +7.18% | +3.79% | -0.45% | +0.30% | +1.58% |
| Sharpe ratio | 2.43 | 0.76 | 0.60 | 1.01 | 0.09 | -1.01 | -0.81 | -0.50 |
| Volatility | 2.40% | 3.95% | 3.76% | 3.71% | 3.77% | 3.86% | 3.92% | 3.74% |
| Worst month | - | -0.88% | -0.88% | -2.02% | -3.55% | -3.77% | -7.47% | -7.47% |
| Best month | - | 1.61% | 2.87% | 2.87% | 2.87% | 2.87% | 2.91% | 3.78% |
| Maximum loss | -0.50% | -2.02% | -2.02% | -2.60% | -4.21% | -12.13% | -12.13% | - |

Distribution permission

Austria, Germany, Czech Republic

¹ Important note on update status: The displayed date refers exclusively to the calculation of the NAV.

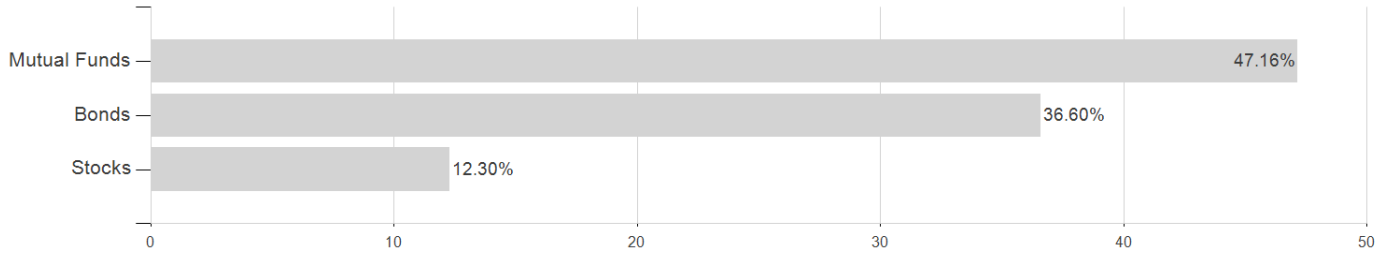
² The Mountain-View Data Fund Rating calculates a comparative ranking for funds using yield, volatility and trend data. For more information visit [MVD Funds Rating](#)

³ Displays the Ethical-Dynamical Ratio calculated according to standard criteria. The maximum value is 100. For more information visit [EDA](#)

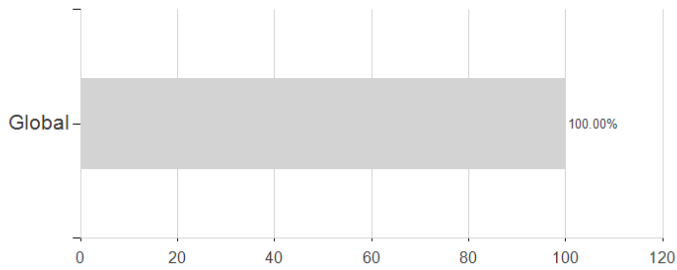
IQAM Balanced Aktiv AT / AT0000A1AK34 / 0A1AK3 / IQAM Invest

Assessment Structure

Assets



Countries



Largest positions

