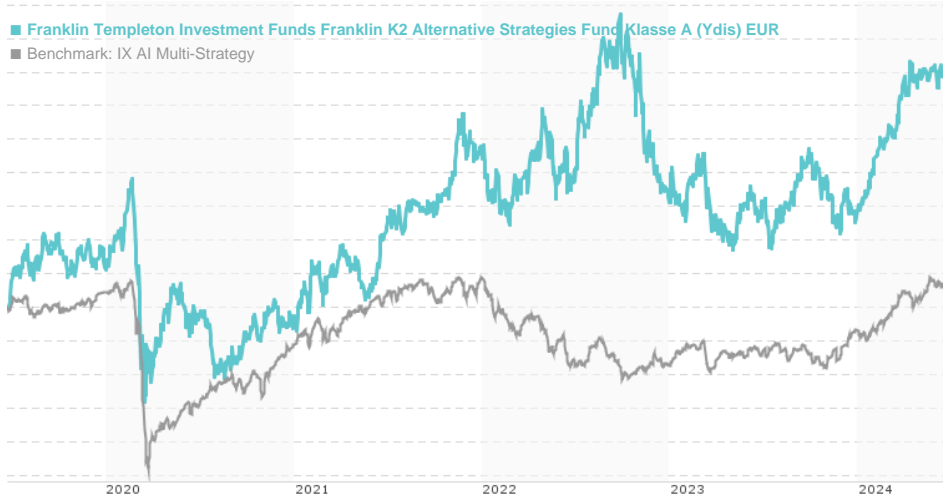


Franklin Templeton Investment Funds Franklin K2 Alternative Strategies Fund Klasse A (Ydis) EUR / LU1093756671 /

Last 06/20/2024 ¹	Region	Branch	Type of yield	Type
14.85 EUR	Worldwide	AI Hedgefonds Multi Strategies	paying dividend	Alternative Investm.



Risk key figures

SRI	1	2	3	4	5	6	7
Mountain-View Funds Rating ²	EDA ³						
	-						

Yearly Performance

2023	-0.80%
2022	-2.40%
2021	+9.44%
2020	-2.71%
2019	+8.59%

Master data		Conditions		Other figures	
Fund type	Single fund	Issue surcharge	5.75%	Minimum investment	USD 1,000.00
Category	Alternative Investments	Planned administr. fee	0.00%	Savings plan	-
Sub category	AI Hedgefonds Multi Strategies	Deposit fees	0.14%	UCITS / OGAW	Yes
Fund domicile	Luxembourg	Redemption charge	0.00%	Performance fee	0.00%
Tranch volume	(05/31/2024) USD 10.59 mill.	Ongoing charges	-	Redeployment fee	0.00%
Total volume	(05/31/2024) USD 653.73 mill.	Dividends		Investment company	
Launch date	10/15/2014	Franklin Templeton			
KESt report funds	Yes	Schottenring 16, 2.OG, 1010, Wien			
Business year start	01.07.	Austria			
Sustainability type	-	https://www.franklintempleton.at			
Fund manager	Brooks Ritchey, Robert Christian, Anthony M Zanolla				

Performance	1M	6M	YTD	1Y	2Y	3Y	5Y	Since start
Performance	+0.47%	+8.00%	+8.47%	+8.16%	+6.00%	+9.84%	+13.01%	+50.46%
Performance p.a.	-	-	-	+8.13%	+2.95%	+3.18%	+2.47%	+4.31%
Sharpe ratio	0.40	2.65	3.11	0.77	-0.10	-0.07	-0.16	0.07
Volatility	4.99%	4.90%	4.94%	5.74%	7.40%	7.38%	7.61%	8.57%
Worst month	-	-0.29%	-0.29%	-1.79%	-4.13%	-4.13%	-6.15%	-6.15%
Best month	-	2.56%	2.56%	2.56%	4.08%	4.08%	4.08%	7.43%
Maximum loss	-1.14%	-1.34%	-1.34%	-4.57%	-11.93%	-11.93%	-12.30%	-

Distribution permission

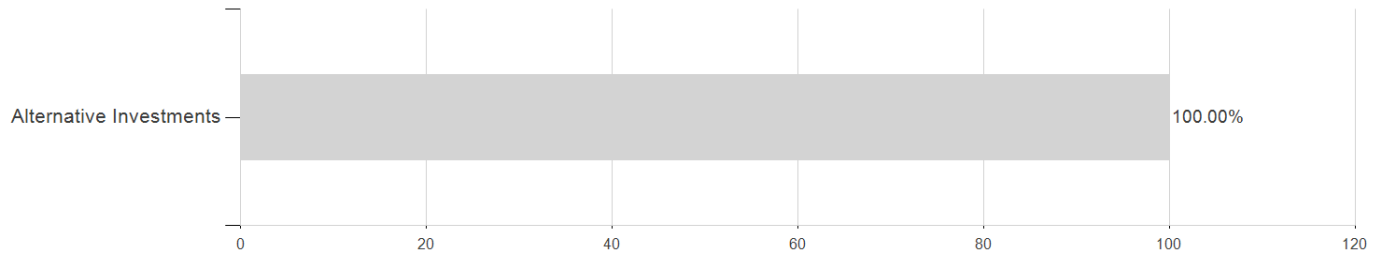
Austria, Germany, Switzerland, Luxembourg

¹ Important note on update status: The displayed date refers exclusively to the calculation of the NAV.
² The Mountain-View Data Fund Rating calculates a comparative ranking for funds using yield, volatility and trend data. For more information visit [MVD Funds Rating](#)
³ Displays the Ethical-Dynamical Ratio calculated according to standard criteria. The maximum value is 100. For more information visit [EDA](#)

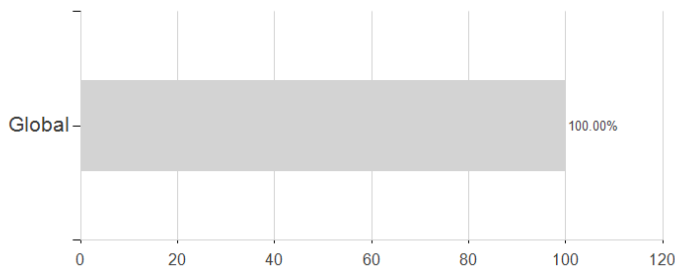
Franklin Templeton Investment Funds Franklin K2 Alternative Strategies Fund Klasse A (Ydis) EUR / LU1093756671 /

Assessment Structure

Assets



Countries



Largest positions

