

## Metzler Multi Asset Dynamic A / DE000A1J16Y5 / A1J16Y / Metzler AM

Last 12/11/2025 <sup>1</sup>	Region	Branch	Type of yield	Type
154.77 EUR	Worldwide	Mixed Fund/Focus Equity	reinvestment	Mixed Fund

■ Metzler Multi Asset Dynamic A  
■ Benchmark: IX Mischfonds aktienorientiert EUR



### Risk key figures

SRI 1 2 3 4 5 6 7

Mountain-View Funds Rating<sup>2</sup>

EDA<sup>3</sup>

▲ ▲ ▲ ▲ ▲ ▲

79

### Yearly Performance

2024	+16.54%
2023	+7.93%
2022	-15.56%
2021	+15.41%
2020	+2.00%

Master data		Conditions		Other figures	
Fund type	Fund of funds	Issue surcharge	3.50%	Minimum investment	UNT 0
Category	Mixed Fund	Planned administr. fee	0.00%	Savings plan	-
Sub category	Mixed Fund/Focus Equity	Deposit fees	0.10%	UCITS / OGAW	Yes
Fund domicile	Germany	Redemption charge	0.00%	Performance fee	0.00%
Tranch volume	(12/11/2025) EUR 44.28 mill.	Ongoing charges	-	Redeployment fee	0.00%
Total volume	(12/11/2025) EUR 117.26 mill.	Dividends		Investment company	
Launch date	4/2/2013	02.01.2018	0.14 EUR	Metzler AM Unterrainanlage 1, 60329, Frankfurt am Main Germany <a href="https://www.metzler.com">https://www.metzler.com</a>	
KESr report funds	Yes	01.09.2017	0.36 EUR		
Business year start	01.09.	01.09.2016	0.46 EUR		
Sustainability type	-	01.09.2015	0.34 EUR		
Fund manager	-	01.09.2014	0.01 EUR		

Performance	1M	6M	YTD	1Y	2Y	3Y	5Y	Since start
Performance	-0.64%	+9.42%	+4.72%	+1.83%	+23.29%	+28.59%	+29.49%	+56.68%
Performance p.a.	-	-	-	+1.83%	+11.02%	+8.74%	+5.30%	+3.60%
Sharpe ratio	-1.27	2.36	0.28	-0.02	0.93	0.76	0.38	0.20
Volatility	7.55%	7.44%	10.45%	10.37%	9.64%	8.73%	8.47%	7.54%
Worst month	-	-0.69%	-6.19%	-6.19%	-6.19%	-6.19%	-6.19%	-9.09%
Best month	-	4.02%	4.02%	4.02%	5.14%	5.14%	5.38%	5.51%
Maximum loss	-2.78%	-2.78%	-15.76%	-15.76%	-15.76%	-15.76%	-17.26%	-

### Distribution permission

Austria, Germany

<sup>1</sup> Important note on update status: The displayed date refers exclusively to the calculation of the NAV.

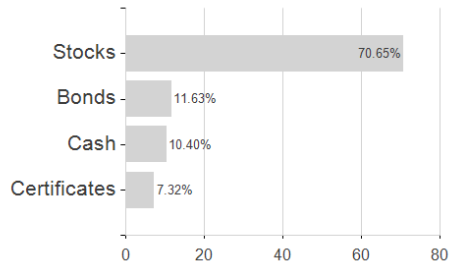
<sup>2</sup> The Mountain-View Data Fund Rating calculates a comparative ranking for funds using yield, volatility and trend data. For more information visit [MVD Funds Rating](#)

<sup>3</sup> Displays the Ethical-Dynamical Ratio calculated according to standard criteria. The maximum value is 100. For more information visit [EDA](#)

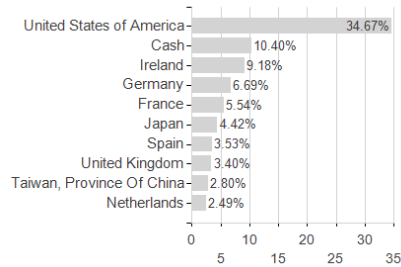
## Metzler Multi Asset Dynamic A / DE000A1J16Y5 / A1J16Y / Metzler AM

### Assessment Structure

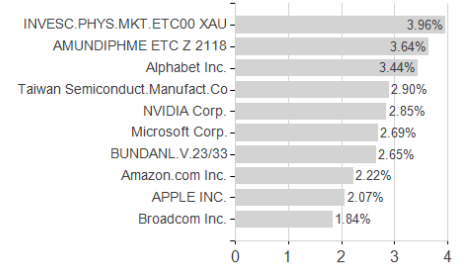
#### Assets



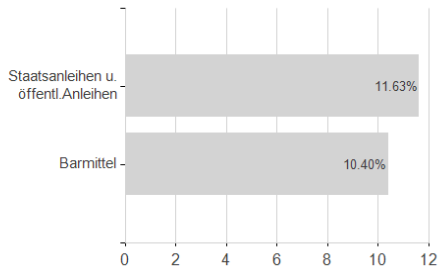
#### Countries



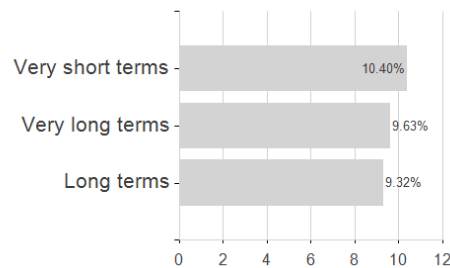
#### Largest positions



#### Issuer



#### Duration



#### Currencies

