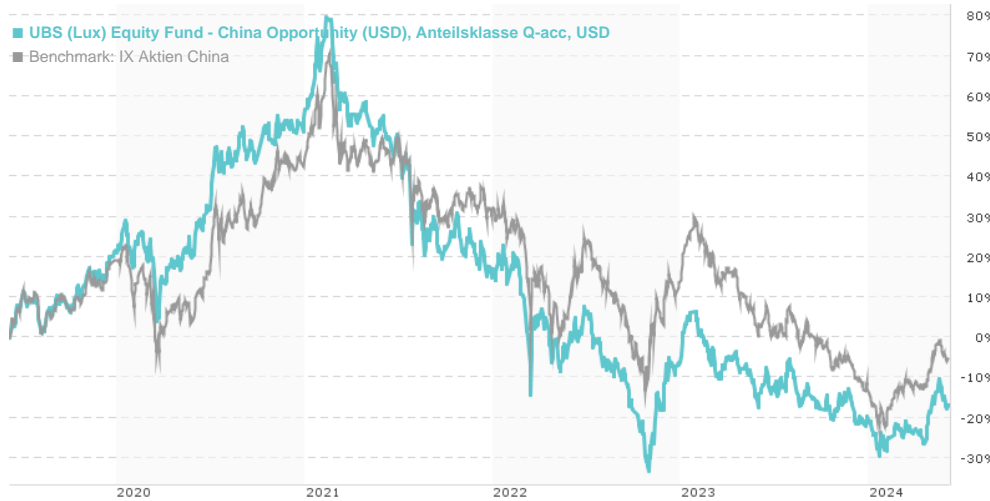


**UBS (Lux) Equity Fund - China Opportunity (USD), Anteilsklasse Q-acc, USD / LU0403296170 / A1XCEL / UBS Fund**

Last 06/04/2024 <sup>1</sup>	Country	Branch	Type of yield	Type
157.30 USD	China	Mixed Sectors	reinvestment	Equity Fund



**Risk key figures**

SRI 1 2 3 4 5 6 7

Mountain-View Funds Rating<sup>2</sup> EDA<sup>3</sup>

▲ ▲ ▲ ▲ ▲ ▲ 66

**Yearly Performance**

2023	-14.33%
2022	-19.95%
2021	-25.20%
2020	+29.49%
2019	+42.89%

Master data		Conditions		Other figures	
Fund type	Single fund	Issue surcharge	5.00%	Minimum investment	UNT 0
Category	Equity	Planned administr. fee	0.00%	Savings plan	-
Sub category	Mixed Sectors	Deposit fees	0.00%	UCITS / OGAW	Yes
Fund domicile	Luxembourg	Redemption charge	0.00%	Performance fee	0.00%
Tranch volume	(06/04/2024) USD 473.37 mill.	Ongoing charges	-	Redeployment fee	0.00%
Total volume	(06/04/2024) USD 3,317.05 mill.	Dividends		Investment company	
Launch date	2/28/2014	UBS Fund M. (LU)			
KESr report funds	Yes	33A avenue J.F. Kennedy, 1855, Luxembourg			
Business year start	01.12.	Luxembourg			
Sustainability type	-	https://www.ubs.com			
Fund manager	Bin Shi, Morris Wu, Denise Cheung				

Performance	1M	6M	YTD	1Y	2Y	3Y	5Y	Since start
Performance	-2.41%	+2.40%	+3.77%	-3.41%	-17.54%	-44.81%	-16.61%	+58.87%
Performance p.a.	-	-	-	-3.41%	-9.22%	-17.96%	-3.56%	+4.61%
Sharpe ratio	-1.19	0.05	0.24	-0.34	-0.53	-0.82	-0.31	0.04
Volatility	25.49%	21.61%	22.08%	20.99%	24.71%	26.62%	23.54%	21.15%
Worst month	-	-10.23%	-10.23%	-10.23%	-18.64%	-18.64%	-18.64%	-18.64%
Best month	-	7.27%	7.27%	8.85%	32.72%	32.72%	32.72%	32.72%
Maximum loss	-8.19%	-13.29%	-11.02%	-25.45%	-38.20%	-55.89%	-62.87%	-

**Distribution permission**

Austria, Germany, Switzerland, United Kingdom

<sup>1</sup> Important note on update status: The displayed date refers exclusively to the calculation of the NAV.

<sup>2</sup> The Mountain-View Data Fund Rating calculates a comparative ranking for funds using yield, volatility and trend data. For more information visit [MVD Funds Rating](#)

DISCLAIMER: The information on this page are for informational purposes only and should neither an offer to sell nor a solicitation for the purchase of the security or recommendation in favor of the security to be understood. baha GmbH assumes no liability despite thorough searches for the accuracy of the data.

Funds data from: [www.mountain-view.com](#). Fact Sheet created by: [www.baha.com](#)

Created: 06/06/2024

## UBS (Lux) Equity Fund - China Opportunity (USD), Anteilsklasse Q-acc, USD / LU0403296170 / A1XCEL / UBS Fund

### Investment strategy

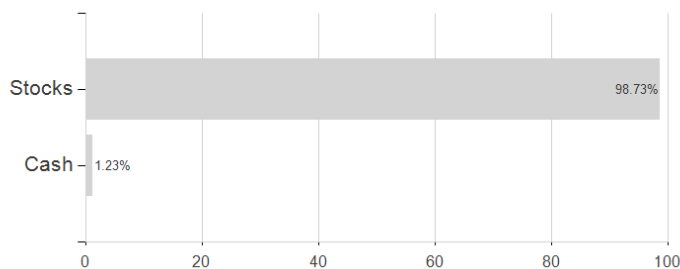
The portfolio manager has discretion to construct the portfolio and is not bound by the benchmark in terms of equities and weighting. The investment fund is actively managed in relation to the benchmark MSCI China 10/40 (net div. reinv.). The benchmark is used for portfolio composition, performance comparison and risk management purposes. The investment fund may invest in Chinese A-Shares through the Hong Kong-Shanghai Shenzhen Stock Connect ('Stock Connect') programme. This sub-fund promotes environmental and/or social characteristics but does not pursue a sustainable investment objective.

### Investment goal

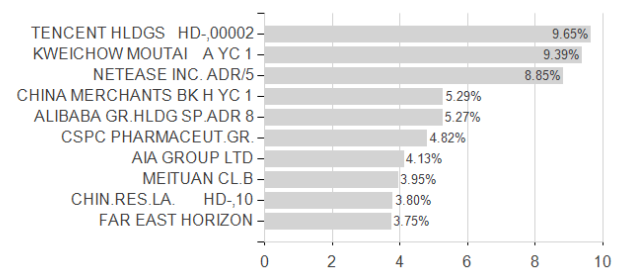
The actively managed investment fund invests primarily in equities of Chinese companies. The portfolio is primarily focused on large cap stocks, strategically complemented by small and mid cap stocks. Based on sound analysis by our local investment specialists, the fund manager combines carefully selected equities of various companies from different countries and sectors with the aim of taking advantage of interesting return opportunities while keeping risks under control.

### Assessment Structure

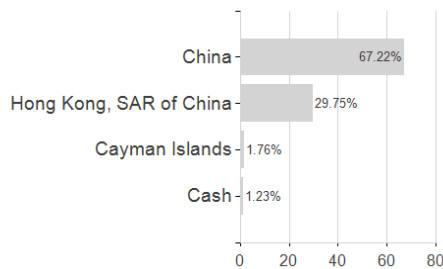
#### Assets



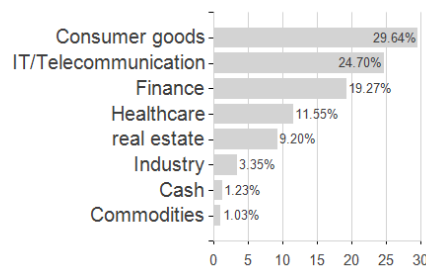
#### Largest positions



#### Countries



#### Branches



#### Currencies

