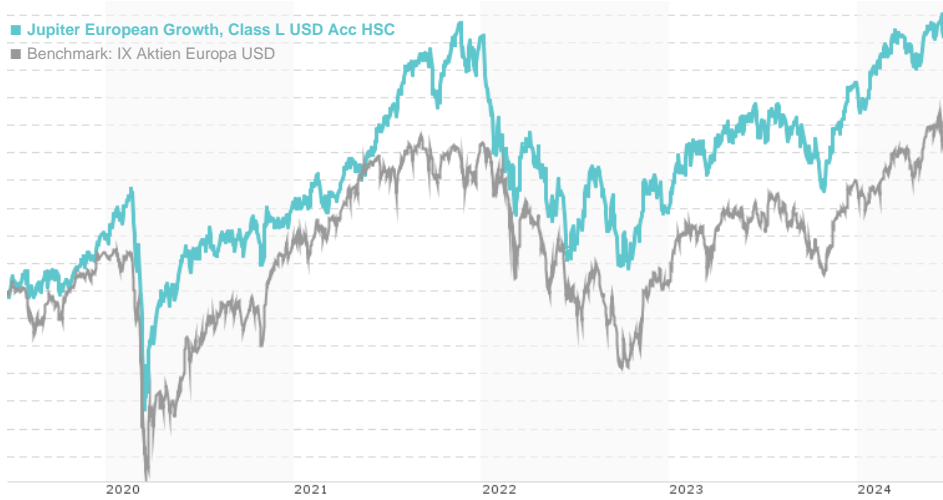


Jupiter European Growth, Class L USD Acc HSC / LU0966834136 / A1W4SD / Jupiter AM Int.

Last 06/21/2024 ¹	Region	Branch	Type of yield	Type
29.18 USD	Europe	Mixed Sectors	reinvestment	Equity Fund



Risk key figures

SRI	1	2	3	4	5	6	7
Mountain-View Funds Rating ²	EDA ³						
	84						

Yearly Performance

2023	+19.96%
2022	-21.13%
2021	+26.47%
2020	+5.15%
2019	+32.89%

Master data		Conditions		Other figures	
-------------	--	------------	--	---------------	--

Fund type	Single fund	Issue surcharge	5.00%	Minimum investment	USD 500.00
Category	Equity	Planned administr. fee	0.00%	Savings plan	-
Sub category	Mixed Sectors	Deposit fees	0.00%	UCITS / OGAW	Yes
Fund domicile	Luxembourg	Redemption charge	0.00%	Performance fee	0.00%
Tranch volume	(06/21/2024) EUR 58.47 mill.	Ongoing charges	-	Redeployment fee	0.00%
Total volume	(06/21/2024) EUR 799.19 mill.	Dividends		Investment company	
Launch date	9/11/2013	Jupiter AM Int.			
KESt report funds	Yes	5, rue Heienhaff, L-1736, Luxembourg			
Business year start	01.10.	Luxembourg			
Sustainability type	-	https://www.jupiteram.com			
Fund manager	Mark Nichols, Mark Heslop				

Performance	1M	6M	YTD	1Y	2Y	3Y	5Y	Since start
Performance	-0.51%	+7.48%	+6.69%	+13.10%	+36.16%	+13.94%	+46.63%	+191.80%
Performance p.a.	-	-	-	+13.06%	+16.66%	+4.44%	+7.95%	+10.50%
Sharpe ratio	-0.87	1.06	0.97	0.73	0.80	0.04	0.23	0.41
Volatility	11.01%	11.22%	11.48%	12.87%	16.27%	17.78%	18.86%	16.61%
Worst month	-	-2.68%	-2.68%	-4.83%	-10.11%	-12.73%	-12.73%	-12.73%
Best month	-	5.97%	5.97%	8.26%	12.97%	12.97%	12.97%	12.97%
Maximum loss	-2.62%	-4.92%	-4.92%	-11.73%	-15.10%	-29.89%	-33.72%	-

Distribution permission

Austria, Germany, Switzerland, United Kingdom

¹ Important note on update status: The displayed date refers exclusively to the calculation of the NAV.

² The Mountain-View Data Fund Rating calculates a comparative ranking for funds using yield, volatility and trend data. For more information visit [MVD Funds Rating](#)

³ Displays the Ethical-Dynamical Ratio calculated according to standard criteria. The maximum value is 100. For more information visit [EDA](#)

Jupiter European Growth, Class L USD Acc HSC / LU0966834136 / A1W4SD / Jupiter AM Int.

Investment strategy

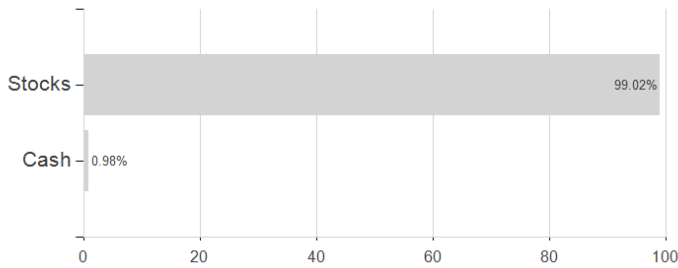
The Fund will invest primary in the shares and related securities of companies which have their registered office in Europe or exercise the predominant part of their economic activities in Europe (including UK), and which the Investment Manager considers to be undervalued or otherwise to offer good prospects for capital growth. The Investment Manager will adopt a primarily bottom up approach to selecting investments for the Fund.

Investment goal

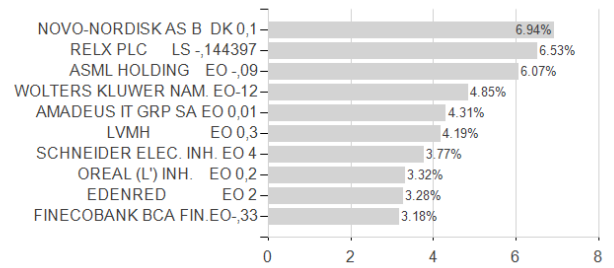
The Fund's objective is to achieve long term capital growth by exploiting special investment opportunities in Europe.

Assessment Structure

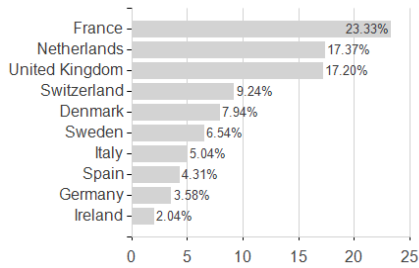
Assets



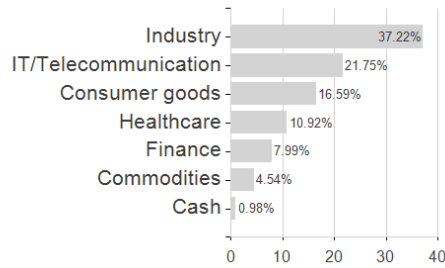
Largest positions



Countries



Branches



Currencies

