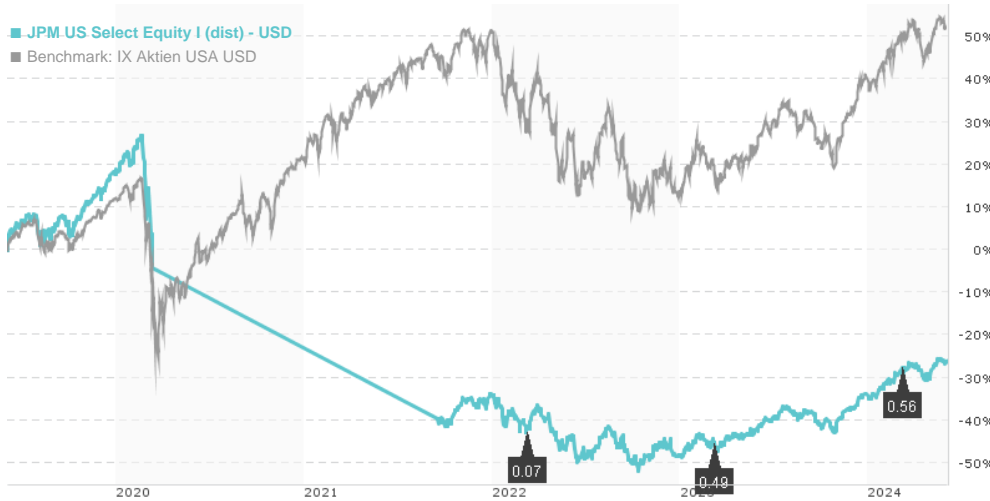


## JPM US Select Equity I (dist) - USD / LU0973649071 / A1W5WU / JPMorgan AM (EU)

Last 06/03/2024 <sup>1</sup>	Country	Branch	Type of yield	Type
120.81 USD	United States of America	Mixed Sectors	paying dividend	Equity Fund



### Risk key figures

SRI 1 2 3 4 5 6 7

Mountain-View Funds Rating<sup>2</sup> EDA<sup>3</sup>

63

### Yearly Performance

2023 +28.26%

2022 -21.43%

Master data		Conditions		Other figures	
Fund type	Single fund	Issue surcharge	0.00%	Minimum investment	USD 10,000,000.00
Category	Equity	Planned administr. fee	0.00%	Savings plan	-
Sub category	Mixed Sectors	Deposit fees	0.00%	UCITS / OGAW	Yes
Fund domicile	Luxembourg	Redemption charge	0.00%	Performance fee	0.00%
Tranch volume	(06/03/2024) USD 54.95 mill.	Ongoing charges	-	Redeployment fee	0.00%
Total volume	(06/03/2024) USD 7,804.16 mill.	Dividends		Investment company	
Launch date	10/11/2013	08.03.2024	0.56 USD	JPMorgan AM (EU)	
KESt report funds	No	08.03.2023	0.49 USD	PO Box 275, 2012, Luxembourg	
Business year start	01.01.	08.03.2022	0.07 USD	Luxembourg	
Sustainability type	-	https://www.jpmorganassetmanagement.de			
Fund manager	Scott Davis, Shilpee Raina				

Performance	1M	6M	YTD	1Y	2Y	3Y	5Y	Since start
Performance	+3.08%	+17.61%	+11.43%	+25.56%	+31.60%	-	-	+22.14%
Performance p.a.	-	-	-	+25.64%	+14.70%	-	-	+7.65%
Sharpe ratio	3.74	2.99	2.13	1.87	0.65	-	-	0.22
Volatility	10.45%	11.66%	12.04%	11.75%	16.78%	0.00%	0.00%	18.02%
Worst month	-	-2.98%	-2.98%	-4.47%	-8.54%	-8.54%	0.00%	-8.54%
Best month	-	5.75%	5.75%	8.91%	9.34%	9.34%	0.00%	9.34%
Maximum loss	-1.50%	-5.68%	-5.68%	-9.89%	-18.15%	0.00%	0.00%	-

### Distribution permission

Austria, Germany, Switzerland, United Kingdom

<sup>1</sup> Important note on update status: The displayed date refers exclusively to the calculation of the NAV.

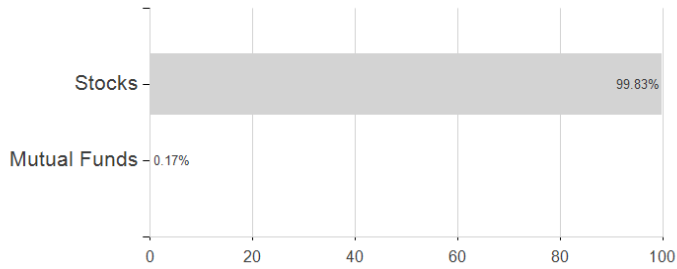
<sup>2</sup> The Mountain-View Data Fund Rating calculates a comparative ranking for funds using yield, volatility and trend data. For more information visit [MVD Funds Rating](#)

<sup>3</sup> Displays the Ethical-Dynamical Ratio calculated according to standard criteria. The maximum value is 100. For more information visit [EDA](#)

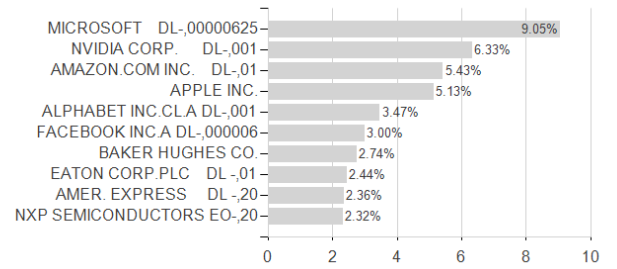
## JPM US Select Equity I (dist) - USD / LU0973649071 / A1W5WU / JPMorgan AM (EU)

### Assessment Structure

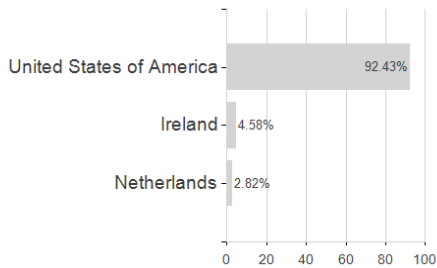
#### Assets



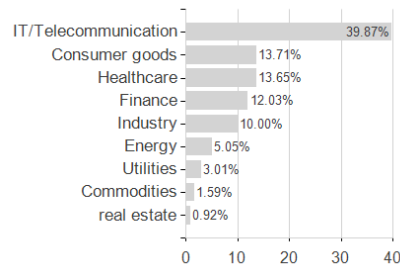
#### Largest positions



#### Countries



#### Branches



#### Currencies

