

Seilern World Growth EUR H R / IE0031724234 / A1C63X / Seilern IM (IE)

Last 09/19/2024 ¹	Region	Branch	Type of yield	Type
367.64 EUR	Worldwide	Mixed Sectors	reinvestment	Equity Fund



Risk key figures

SRI 1 2 3 4 5 6 7

Mountain-View Funds Rating² EDA³

▲▲▲▲▲ 81

Yearly Performance

2023	+21.48%
2022	-32.20%
2021	+28.82%
2020	+21.29%
2019	+32.09%

Master data		Conditions		Other figures	
Fund type	Single fund	Issue surcharge	5.00%	Minimum investment	EUR 500.00
Category	Equity	Planned administr. fee	0.00%	Savings plan	-
Sub category	Mixed Sectors	Deposit fees	0.02%	UCITS / OGAW	Yes
Fund domicile	Ireland	Redemption charge	0.00%	Performance fee	0.00%
Tranch volume	(09/19/2024) EUR 455.66 mill.	Ongoing charges	-	Redeployment fee	0.00%
Total volume	(09/19/2024) EUR 1,814.89 mill.	Dividends		Investment company	
Launch date	3/28/2002	Seilern IM (IE)			
KEST report funds	Yes	15-16 Buckingham Street, WC2N 6DU, London			
Business year start	01.01.	United Kingdom			
Sustainability type	-	https://www.seilerninvest.com			
Fund manager	Seilern Investment Management Ltd. Investment Team				

Performance	1M	6M	YTD	1Y	2Y	3Y	5Y	Since start
Performance	+0.97%	-2.08%	+5.31%	+11.02%	+28.70%	-7.98%	+43.07%	+180.71%
Performance p.a.	-	-	-	+10.99%	+13.43%	-2.73%	+7.42%	+10.47%
Sharpe ratio	0.77	-0.64	0.33	0.61	0.64	-0.32	0.20	0.42
Volatility	11.06%	11.84%	12.20%	12.49%	15.55%	19.07%	20.01%	16.74%
Worst month	-	-6.17%	-6.17%	-6.17%	-11.46%	-11.46%	-11.46%	-11.46%
Best month	-	2.59%	4.17%	7.75%	7.75%	12.06%	12.06%	12.06%
Maximum loss	-3.53%	-8.72%	-8.72%	-8.72%	-13.73%	-37.73%	-37.73%	-

Distribution permission

Austria, Germany, Switzerland, Czech Republic

¹ Important note on update status: The displayed date refers exclusively to the calculation of the NAV.

² The Mountain-View Data Fund Rating calculates a comparative ranking for funds using yield, volatility and trend data. For more information visit [MVD Funds Rating](#)

DISCLAIMER: The information on this page are for informational purposes only and should neither an offer to sell nor a solicitation for the purchase of the security or recommendation in favor of the security to be understood. baha GmbH assumes no liability despite thorough searches for the accuracy of the data.

Funds data from: www.mountain-view.com. Fact Sheet created by: www.baha.com

Seilern World Growth EUR H R / IE0031724234 / A1C63X / Seilern IM (IE)

Investment strategy

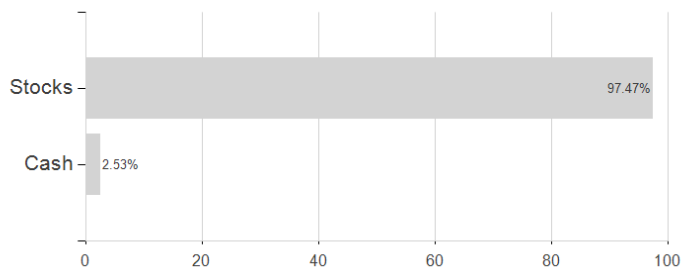
The Fund will seek to invest in large, successful companies with proven track records and high predictability of future earnings growth. Such companies generally will have most or all of the following characteristics: (i) multinational businesses including exposure to the fast growing economies of the world, (ii) steady, non-cyclical demand for their products or services, (iii) unbroken earnings growth records over the last ten years, (iv) global branded products or services often sought after by developing market consumers, (v) the potential for long term consistent earnings growth, (vi) high returns on equity reflecting a technological advantage over their competitors or the uniqueness of their products or services, (vii) dynamic management, and (viii) internal resources sufficient to finance their global development and maintain their competitive position. The Fund will not concentrate its investments in any one industry sector or country.

Investment goal

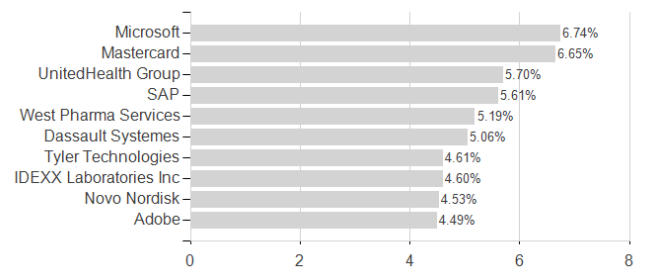
The Fund seeks to achieve growth of your investment by investing mainly in shares (equity) and similar securities issued by high quality companies listed on the stock exchanges of countries within the Organisation for Economic Cooperation and Development (OECD) and, in particular, the U.S. and Western European OECD countries.

Assessment Structure

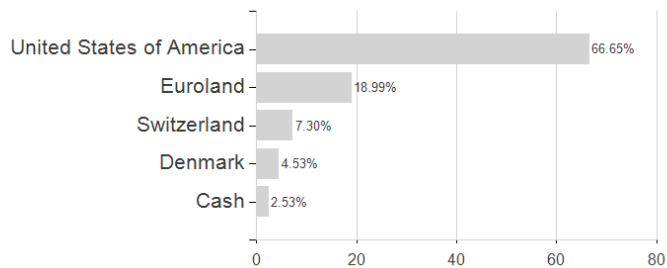
Assets



Largest positions



Countries



Branches

