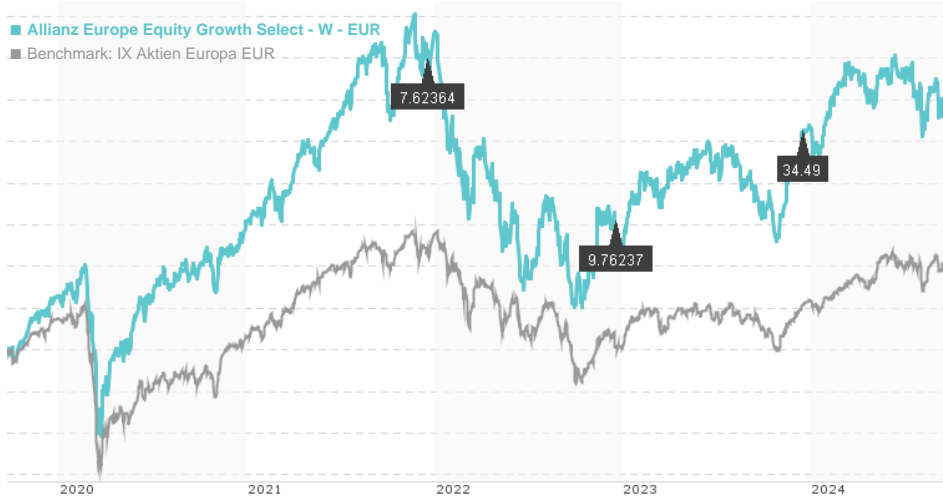


Allianz Europe Equity Growth Select - W - EUR / LU0908554172 / A1T69R / Allianz GI.Investors

Last 09/20/2024 ¹	Region	Branch	Type of yield	Type
2460.63 EUR	Europe	Mixed Sectors	paying dividend	Equity Fund



Risk key figures

SRI	1	2	3	4	5	6	7
Mountain-View Funds Rating ²	EDA ³						
	85						

Yearly Performance

2023	+22.10%
2022	-28.51%
2021	+34.48%
2020	+16.18%
2019	+37.61%

Master data		Conditions		Other figures	
Fund type	Single fund	Issue surcharge	0.00%	Minimum investment	EUR 10,000,000.00
Category	Equity	Planned administr. fee	0.00%	Savings plan	-
Sub category	Mixed Sectors	Deposit fees	0.00%	UCITS / OGAW	Yes
Fund domicile	Luxembourg	Redemption charge	0.00%	Performance fee	0.00%
Tranch volume	(09/20/2024) EUR 41.06 mill.	Ongoing charges	-	Redeployment fee	0.00%
Total volume	(09/20/2024) EUR 888.32 mill.	Dividends		Investment company	
Launch date	5/2/2013	15.12.2023	34.49 EUR	Allianz GI.Investors Bockenheimer Landstraße 42-44, 60323, Frankfurt am Main Germany https://www.allianzgi.com	
KESt report funds	Yes	15.12.2022	9.76 EUR		
Business year start	01.10.	15.12.2021	7.62 EUR		
Sustainability type	-	15.12.2020	6.02 EUR		
Fund manager	Giovanni Trombello, Andreas Hildebrand	16.12.2019	14.88 EUR		

Performance	1M	6M	YTD	1Y	2Y	3Y	5Y	Since start
Performance	-0.68%	-2.10%	+5.17%	+18.59%	+39.55%	-3.82%	+60.66%	+171.38%
Performance p.a.	-	-	-	+18.54%	+18.10%	-1.29%	+9.94%	+9.16%
Sharpe ratio	-0.68	-0.46	0.24	0.95	0.80	-0.22	0.30	0.32
Volatility	16.38%	16.64%	15.82%	15.85%	18.31%	21.83%	21.82%	17.91%
Worst month	-	-4.52%	-4.52%	-5.50%	-10.92%	-13.98%	-13.98%	-13.98%
Best month	-	2.68%	7.42%	11.91%	11.91%	14.87%	14.87%	14.87%
Maximum loss	-5.62%	-11.32%	-11.32%	-11.32%	-15.89%	-38.88%	-38.88%	-

Distribution permission

Austria, Germany, Switzerland, United Kingdom, Luxembourg, Czech Republic

¹ Important note on update status: The displayed date refers exclusively to the calculation of the NAV.
² The Mountain-View Data Fund Rating calculates a comparative ranking for funds using yield, volatility and trend data. For more information visit [MVD Funds Rating](#)
³ Displays the Ethical-Dynamical Ratio calculated according to standard criteria. The maximum value is 100. For more information visit [EDA](#)

Allianz Europe Equity Growth Select - W - EUR / LU0908554172 / A1T69R / Allianz GI.Investors

Investment strategy

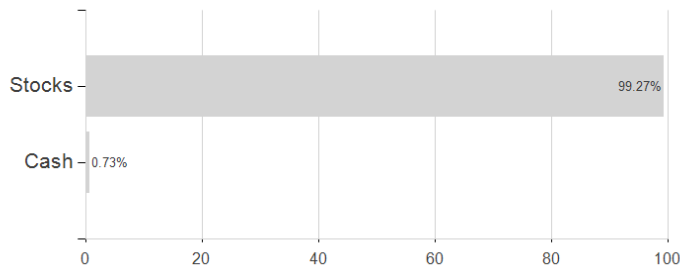
Min. 70% of Sub-Fund assets are invested in Equities as described in the investment objective. Large market capitalization companies means companies whose market capitalization is at least EUR 5 billion as determined at the time of acquisition. Max. 30% of Sub-Fund assets may be invested in Equities other than described in the investment objective. Max. 20% of Sub-Fund assets may be invested in Emerging Markets. Max. 25% of Sub Fund assets may be held directly in time deposits and/or (up to 20% of Sub-Fund assets) in deposits at sight and/or invested in Money Market Instruments and/or (up to 10% of Sub-Fund assets) in money market funds for liquidity management. Max. 10% of Sub-Fund assets may be invested in UCITS/UCI. Sub-Fund classifies as "equity-fund" according to German Investment Tax Act (GITA). We manage this Sub-Fund in reference to a Benchmark which plays a role for the Sub-Fund's performance objectives and measures. We follow an active management approach with the aim to outperform the Benchmark. Although our deviation from the investment universe, weightings and risk characteristics of the Benchmark is likely to be material in our own discretion, the majority of the Sub-Fund's investments (excluding derivatives) may consist of components of the Benchmark.

Investment goal

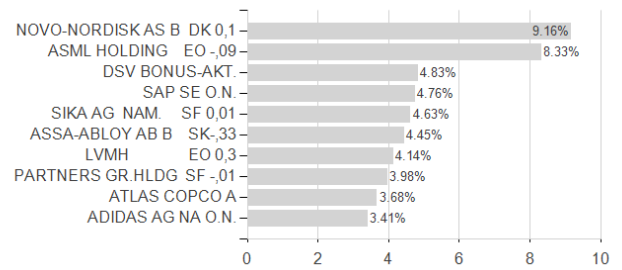
Long-term capital growth by investing in European Equity Markets with a focus on growth stocks of large market capitalization companies in accordance with the Sustainability Key Performance Indicator Strategy (Relative) ("KPI Strategy (Relative)"). In this context, the aim is to outperform the Sub-Fund's Sustainability KPI compared to Sub-Fund's Benchmark to achieve the investment objective. The Sub-Fund follows the KPI Strategy (Relative) and promotes responsible investments by applying a sustainability key performance indicator ("Sustainability KPI") to provide transparency on the measurable sustainability outcome pursued by the Sub-Fund's Investment Manager for the shareholders. Minimum exclusion criteria for direct investments are applied.

Assessment Structure

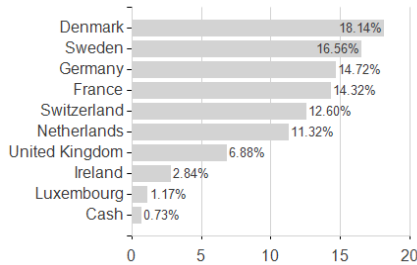
Assets



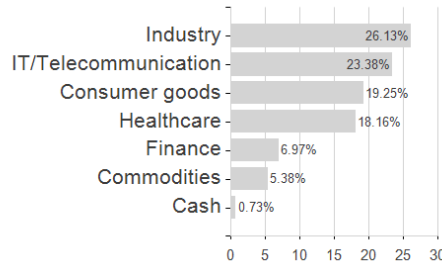
Largest positions



Countries



Branches



Currencies

