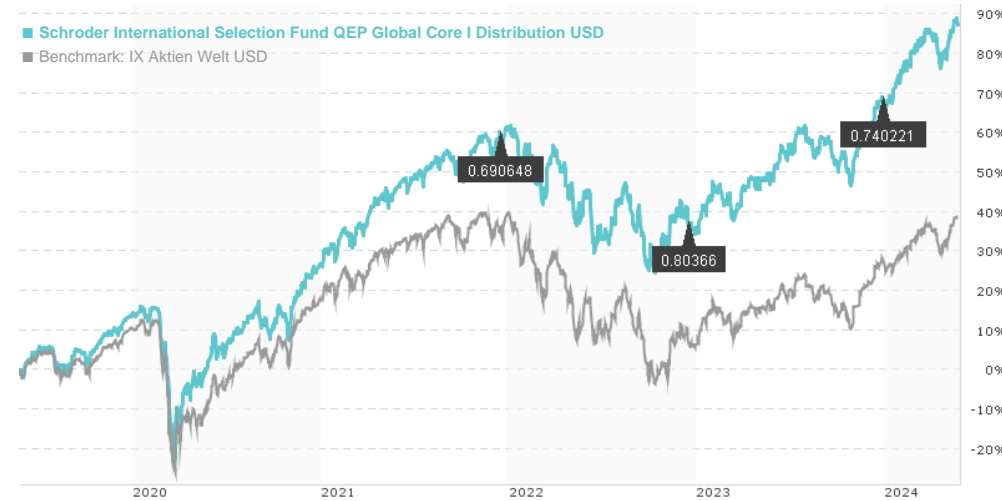


Schroder International Selection Fund QEP Global Core I Distribution USD / LU0996011911 / A1W8YV / Schroder IM

| Last 05/23/2024 ¹ | Region | Branch | Type of yield | Type |
|------------------------------|-----------|---------------|-----------------|-------------|
| 54.46 USD | Worldwide | Mixed Sectors | paying dividend | Equity Fund |



Risk key figures

SRI 1 2 3 4 5 6 7

Mountain-View Funds Rating² EDA³

71

Yearly Performance

| | |
|------|---------|
| 2023 | +24.21% |
| 2022 | -15.66% |
| 2021 | +26.77% |
| 2020 | +11.57% |
| 2019 | +25.83% |

| Master data | | Conditions | | Other figures | |
|---------------------|--------------------------------------|------------------------|----------|---|------------------|
| Fund type | Single fund | Issue surcharge | 0.00% | Minimum investment | USD 5,000,000.00 |
| Category | Equity | Planned administr. fee | 0.00% | Savings plan | - |
| Sub category | Mixed Sectors | Deposit fees | 0.30% | UCITS / OGAW | Yes |
| Fund domicile | Luxembourg | Redemption charge | 0.00% | Performance fee | 0.00% |
| Tranch volume | (05/23/2024) USD 28.84 mill. | Ongoing charges | - | Redeployment fee | 0.00% |
| Total volume | (05/23/2024) USD 2,969.46 mill. | Dividends | | Investment company | |
| Launch date | 12/11/2013 | 28.12.2023 | 0.74 USD | Schroder IM (EU) 5, rue Höhenhof, 1736, Senningerberg Luxembourg https://www.schroders.com | |
| KESt report funds | Yes | 15.12.2022 | 0.80 USD | | |
| Business year start | 01.01. | 15.12.2021 | 0.69 USD | | |
| Sustainability type | - | 17.12.2020 | 0.60 USD | | |
| Fund manager | Lukas Kamblevicius, Stephen Langford | 19.12.2019 | 0.71 USD | | |

| Performance | 1M | 6M | YTD | 1Y | 2Y | 3Y | 5Y | Since start |
|------------------|--------|---------|---------|---------|---------|---------|---------|-------------|
| Performance | +4.10% | +16.07% | +11.19% | +26.25% | +33.71% | +28.80% | +87.18% | +163.75% |
| Performance p.a. | - | - | - | +26.17% | +15.61% | +8.80% | +13.34% | +9.72% |
| Sharpe ratio | 6.01 | 3.37 | 2.77 | 2.16 | 0.83 | 0.34 | 0.55 | 0.40 |
| Volatility | 9.87% | 9.34% | 9.96% | 10.37% | 14.31% | 14.49% | 17.42% | 14.61% |
| Worst month | - | -3.78% | -3.78% | -3.83% | -8.67% | -8.67% | -12.50% | -12.50% |
| Best month | - | 8.70% | 4.86% | 8.70% | 8.70% | 8.70% | 12.25% | 12.25% |
| Maximum loss | -1.37% | -5.36% | -5.36% | -9.22% | -15.43% | -23.12% | -33.31% | - |

Distribution permission

Austria, Germany, Switzerland, United Kingdom, Luxembourg

¹ Important note on update status: The displayed date refers exclusively to the calculation of the NAV.

² The Mountain-View Data Fund Rating calculates a comparative ranking for funds using yield, volatility and trend data. For more information visit [MVD Funds Rating](#)

³ Displays the Ethical-Dynamical Ratio calculated according to standard criteria. The maximum value is 100. For more information visit [EDA](#)

Schroder International Selection Fund QEP Global Core I Distribution USD / LU0996011911 / A1W8YV / Schroder IM

Investment strategy

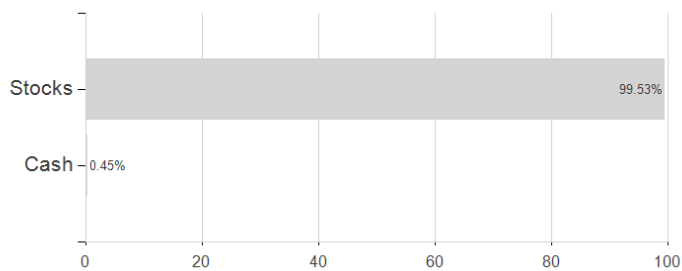
The fund is actively managed and invests at least two-thirds of its assets in a diversified portfolio of equity and equityrelated securities of companies worldwide. The fund's weight in a single country, region or sector will typically be within 3% of the target index whilst the weight of each security will typically be within 0.75% of the benchmark. The fund focuses on companies that have certain "Value" and/or "Quality" characteristics. Value is assessed by looking at indicators such as cash flows, dividends and earnings to identify securities which the investment manager believes have been undervalued by the market. Quality is assessed by looking at indicators such as a company's profitability, stability, financial strength, governance and structural growth.

Investment goal

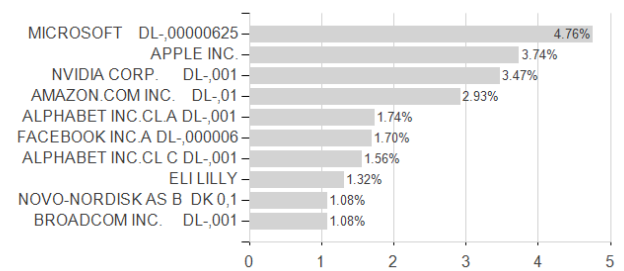
The fund aims to provide capital growth and income in excess of the MSCI World (Net TR) Index after fees have been deducted over a three to five year period by investing in equities of companies worldwide.

Assessment Structure

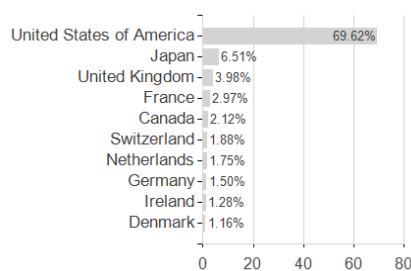
Assets



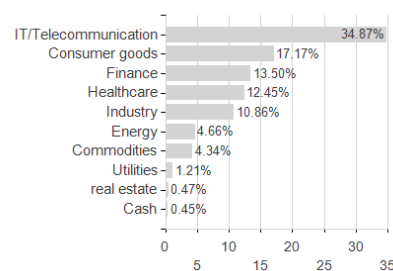
Largest positions



Countries



Branches



Currencies

