

Matthews Asia Funds - Pacific Tiger Fund I-Accumulation GBP / LU0594555756 / A1JS6Y / Matthews Asia Funds

Last 05/24/2024 ¹	Region	Branch	Type of yield	Type
22.49 GBP	Asia/Pacific ex Japan	Mixed Sectors	reinvestment	Equity Fund

■ Matthews Asia Funds - Pacific Tiger Fund I-Accumulation GBP
■ Benchmark: IX Aktien Asien/Pazifik ex Japan



Risk key figures

SRI 1 2 3 4 5 6 7

Mountain-View Funds Rating²EDA³

▲ ▲ ▲ ▲ ▲ ▲

76

Yearly Performance

2023	-10.37%
2022	-12.16%
2021	-1.74%
2020	+25.96%
2019	+7.87%

Master data		Conditions		Other figures	
Fund type	Single fund	Issue surcharge	0.00%	Minimum investment	GBP 50,000.00
Category	Equity	Planned administr. fee	0.00%	Savings plan	-
Sub category	Mixed Sectors	Deposit fees	0.50%	UCITS / OGAW	Yes
Fund domicile	Luxembourg	Redemption charge	0.00%	Performance fee	0.00%
Tranch volume	(02/18/2022) USD 35.84 mill.	Ongoing charges	-	Redeployment fee	0.00%
Total volume	(04/30/2024) USD 173.00 mill.	Dividends		Investment company	
Launch date	2/28/2011	Matthews Asia Funds			
KES ^t report funds	No	80, Route D'Esch, L 1470, Luxembourg			
Business year start	01.04.	Luxembourg			
Sustainability type	-	https://www.matthewsasia.com			
Fund manager	Inbok Song, Sean Taylor, Andrew Mattock, Winnie Chwang, Peeyush Mittal, Jeremy Sutch				

Performance	1M	6M	YTD	1Y	2Y	3Y	5Y	Since start
Performance	+3.12%	+5.09%	+5.29%	+1.31%	-4.30%	-18.19%	+7.71%	+124.90%
Performance p.a.	-	-	-	+1.30%	-2.17%	-6.47%	+1.50%	+6.31%
Sharpe ratio	3.26	0.53	0.79	-0.19	-0.38	-0.63	-0.13	0.16
Volatility	12.71%	12.60%	12.99%	13.42%	15.57%	16.38%	17.66%	15.78%
Worst month	-	-5.90%	-5.90%	-5.90%	-11.77%	-11.77%	-11.77%	-11.77%
Best month	-	4.63%	4.63%	4.63%	14.97%	14.97%	14.97%	14.97%
Maximum loss	-2.34%	-7.62%	-6.66%	-14.23%	-23.84%	-32.06%	-36.29%	-

Distribution permission

Austria, Germany, Switzerland, United Kingdom

¹ Important note on update status: The displayed date refers exclusively to the calculation of the NAV.

² The Mountain-View Data Fund Rating calculates a comparative ranking for funds using yield, volatility and trend data. For more information visit [MVD Funds Rating](#)

DISCLAIMER: The information on this page are for informational purposes only and should neither an offer to sell nor a solicitation for the purchase of the security or recommendation in favor of the security to be understood. baha GmbH assumes no liability despite thorough searches for the accuracy of the data.

Funds data from: www.mountain-view.com. Fact Sheet created by: www.baha.com

Created: 05/24/2024

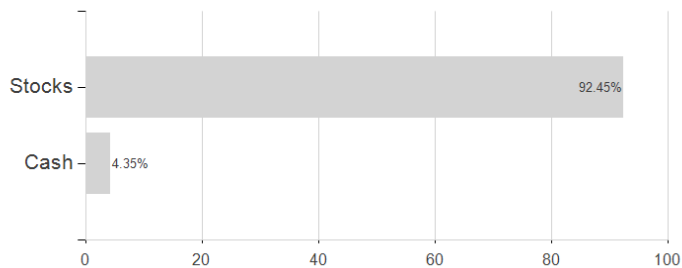
Matthews Asia Funds - Pacific Tiger Fund I-Accumulation GBP / LU0594555756 / A1JS6Y / Matthews Asia Funds

Investment goal

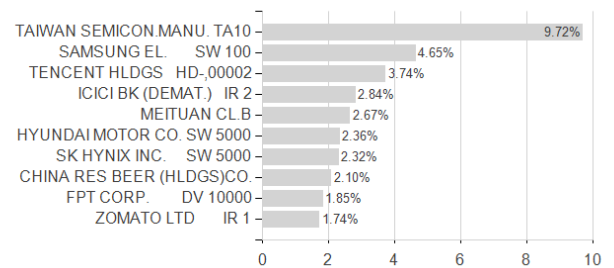
The Fund seeks to achieve its investment objective by investing, directly or indirectly, at least 80% of its total net assets, in equities of companies located in Asia, and may invest the remainder of its net assets in other permitted assets on a worldwide basis. For the purpose of this policy, Asia includes China, Hong Kong, India, Indonesia, Malaysia, Pakistan, Philippines, Singapore, South Korea, Taiwan, Thailand and Vietnam.

Assessment Structure

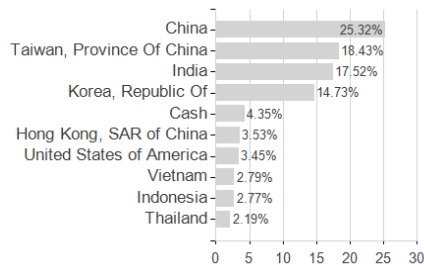
Assets



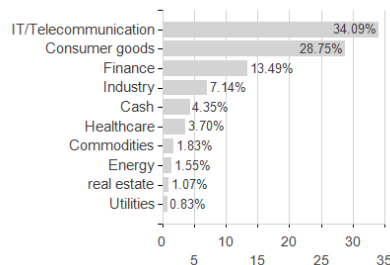
Largest positions



Countries



Branches



Currencies

