

Global X Social Media Index ETF / US37950E4162 / A1JTWB / Global X Management

Last 05/15/2024 ¹	Region	Branch	Type of yield	Type
44.35 USD	Worldwide	ETF Stocks	paying dividend	Alternative Investm.



Risk key figures

SRI 1 2 3 4 5 6 7

Mountain-View Funds Rating²

EDA³ 78

Yearly Performance

2023	+30.94%
2022	-42.27%
2021	-12.79%
2020	+78.18%
2019	+25.23%

Master data		Conditions		Other figures	
Fund type	Single fund	Issue surcharge	0.00%	Minimum investment	UNT 1
Category	Equity	Planned administr. fee	0.00%	Savings plan	-
Sub category	ETF Stocks	Deposit fees	0.00%	UCITS / OGAW	-
Fund domicile	United States of America	Redemption charge	0.00%	Performance fee	0.00%
Tranch volume	(05/15/2024) USD 149.46 mill.	Ongoing charges	-	Redeployment fee	0.00%
Total volume	-	Dividends		Investment company	
Launch date	11/14/2011	28.12.2023	0.05 USD	Global X Management 600 Lexington Ave, 20th Floor, 10022, New York United States of America https://www.globalxfunds.com	
KESr report funds	No	29.06.2023	0.19 USD		
Business year start	01.11.	29.06.2022	0.12 USD		
Sustainability type	-	28.12.2017	0.49 USD		
Fund manager	-	28.12.2016	0.04 USD		

Performance	1M	6M	YTD	1Y	2Y	3Y	5Y	Since start
Performance	+14.54%	+14.99%	+9.80%	+26.53%	+25.28%	-29.57%	+36.59%	+207.85%
Performance p.a.	-	-	-	+26.45%	+11.93%	-11.04%	+6.43%	+9.41%
Sharpe ratio	17.32	1.45	1.20	1.13	0.31	-0.53	0.10	0.24
Volatility	24.11%	19.81%	21.08%	20.17%	26.61%	28.23%	27.34%	23.54%
Worst month	-	-4.41%	-4.41%	-5.94%	-14.18%	-14.18%	-14.18%	-15.24%
Best month	-	13.38%	8.75%	13.38%	21.74%	21.74%	21.74%	21.74%
Maximum loss	-1.67%	-7.51%	-7.51%	-17.32%	-35.38%	-66.23%	-68.59%	-

¹ Important note on update status: The displayed date refers exclusively to the calculation of the NAV.

² The Mountain-View Data Fund Rating calculates a comparative ranking for funds using yield, volatility and trend data. For more information visit [MVD Funds Rating](#)

³ Displays the Ethical-Dynamical Ratio calculated according to standard criteria. The maximum value is 100. For more information visit [EDA](#)

Global X Social Media Index ETF / US37950E4162 / A1JTWB / Global X Management

Investment strategy

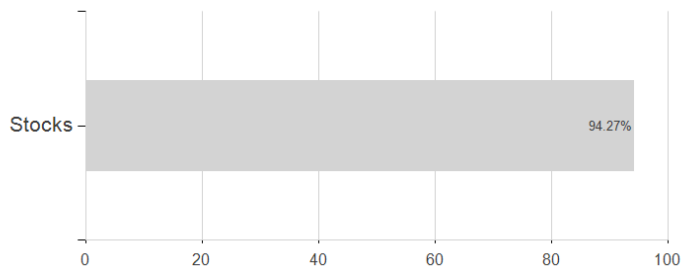
The Fund generally will use a replication strategy. A replication strategy is an indexing strategy that involves investing in the securities of the Underlying Index in approximately the same proportions as in the Underlying Index. However, the Fund may utilize a representative sampling strategy with respect to the Underlying Index when a replication strategy might be detrimental or disadvantageous to shareholders, such as when there are practical difficulties or substantial costs involved in compiling a portfolio of equity securities to replicate the Underlying Index, in instances in which a security in the Underlying Index becomes temporarily illiquid, unavailable or less liquid, or as a result of legal restrictions or limitations (such as tax diversification requirements) that apply to the Fund but not the Underlying Index.

Investment goal

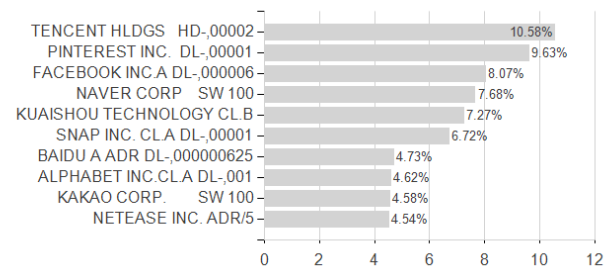
The Fund will invest at least 80% of its total assets in the securities of the Solactive Social Media Total Return Index ("Underlying Index") and in American Depositary Receipts ("ADRs") and Global Depositary Receipts ("GDRs") based on the securities in the Underlying Index. The Fund's 80% investment policy is non-fundamental and requires 60 days prior written notice to shareholders before it can be changed. The Fund may lend securities representing up to one-third of the value of the Fund's total assets (including the value of the collateral received).

Assessment Structure

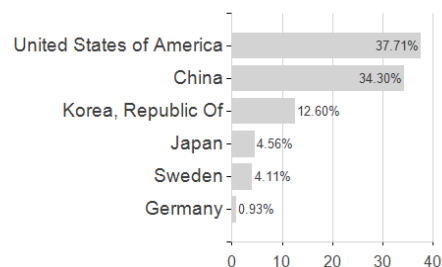
Assets



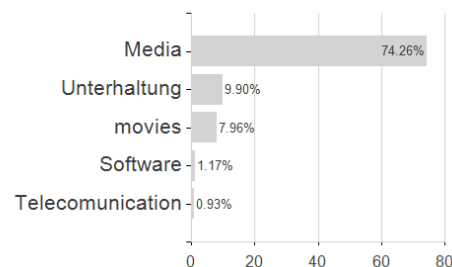
Largest positions



Countries



Branches



Currencies

